



2015
ABSTRACT OF RATABLES

*SUSSEX COUNTY BOARD
OF TAXATION*

83 SPRING STREET, SUITE 301, NEWTON, NJ 07860

JOHN FIERRO PRESIDENT
RICHARD ECKE VICE PRESIDENT
GEORGE CONWAY COMMISSIONER

Melissa Rockwell, County Tax Administrator

2015 ABSTRACT OF RATABLES COUNTY OF SUSSEX

	1		2	3	4	5	6		
	TAXABLE VALUE								
	(a)	(b)							
	Land	Improvements (Includes partial Exemptions and Abatements)							
TAXING DISTRICT		Total Taxable Value of Land and Improvements (Col. 1(a) + (b))	Total Taxable Value of Partial Exemptions and Abatements (Assessed Value)	Net Total Taxable Value of Land and Improvements (Col. 2 - 3)	Taxable Value of Machinery, Implements and Equipment of Telephone, Telegraph and Messenger System Companies (C. 138, L. 1966)	Net Valuation Taxable (Col. 4 + 5)			
1	ANDOVER BORO	\$ 27,809,700	\$ 40,796,500	\$ 68,606,200		\$ 68,606,200	\$ -	\$ 68,606,200	1
2	ANDOVER TWP	\$ 219,685,270	\$ 383,777,800	\$ 603,463,070		\$ 603,463,070	\$ 861,521	\$ 604,324,591	2
3	BRANCHVILLE BORO	\$ 45,822,650	\$ 87,164,300	\$ 132,986,950		\$ 132,986,950	\$ 247,390	\$ 133,234,340	3
4	BYRAM TWP	\$ 393,953,400	\$ 532,705,900	\$ 926,659,300		\$ 926,659,300	\$ -	\$ 926,659,300	4
5	FRANKFORD TWP	\$ 338,748,900	\$ 388,044,200	\$ 726,793,100		\$ 726,793,100	\$ 2,183,338	\$ 728,976,438	5
6	FRANKLIN BORO	\$ 156,376,000	\$ 233,522,700	\$ 389,898,700		\$ 389,898,700	\$ 1,859,830	\$ 391,758,530	6
7	FREDON TWP	\$ 149,692,600	\$ 288,491,700	\$ 438,184,300		\$ 438,184,300	\$ 391,473	\$ 438,575,773	7
8	GREEN TWP	\$ 142,902,800	\$ 275,323,600	\$ 418,226,400		\$ 418,226,400	\$ -	\$ 418,226,400	8
9	HAMBURG BORO	\$ 70,239,200	\$ 174,018,100	\$ 244,257,300		\$ 244,257,300	\$ 555,492	\$ 244,812,792	9
10	HAMPTON TWP	\$ 211,338,800	\$ 393,914,000	\$ 605,252,800		\$ 605,252,800	\$ 1,054,188	\$ 606,306,988	10
11	HARDYSTON TWP	\$ 396,567,900	\$ 677,027,400	\$ 1,073,595,300		\$ 1,073,595,300	\$ 2,306,168	\$ 1,075,901,468	11
12	HOPATCONG BORO	\$ 617,704,400	\$ 783,207,600	\$ 1,400,912,000		\$ 1,400,912,000	\$ -	\$ 1,400,912,000	12
13	LAFAYETTE TWP	\$ 125,456,100	\$ 199,963,900	\$ 325,420,000		\$ 325,420,000	\$ 597,858	\$ 326,017,858	13
14	MONTAGUE TWP	\$ 112,482,500	\$ 246,160,800	\$ 358,643,300		\$ 358,643,300	\$ -	\$ 358,643,300	14
15	TOWN OF NEWTON	\$ 210,620,200	\$ 390,913,400	\$ 601,533,600		\$ 601,533,600	\$ 3,135,425	\$ 604,669,025	15
16	OGDENSBURG BORO	\$ 54,698,500	\$ 142,060,700	\$ 196,759,200		\$ 196,759,200	\$ 451,311	\$ 197,210,511	16
17	SANDYSTON TWP	\$ 84,075,700	\$ 141,298,600	\$ 225,374,300		\$ 225,374,300	\$ 853,490	\$ 226,227,790	17
18	SPARTA TWP	\$ 903,381,900	\$ 1,428,951,200	\$ 2,332,333,100		\$ 2,332,333,100	\$ 5,651,983	\$ 2,337,985,083	18
19	STANHOPE BORO	\$ 113,346,500	\$ 180,225,200	\$ 293,571,700		\$ 293,571,700	\$ 828	\$ 293,572,528	19
20	STILLWATER TWP	\$ 147,068,100	\$ 256,866,200	\$ 403,934,300		\$ 403,934,300	\$ 573,256	\$ 404,507,556	20
21	SUSSEX BORO	\$ 33,826,400	\$ 91,075,200	\$ 124,901,600		\$ 124,901,600	\$ 1,107,571	\$ 126,009,171	21
22	VERNON TWP	\$ 1,321,452,500	\$ 1,317,415,800	\$ 2,638,868,300		\$ 2,638,868,300	\$ 5,534,294	\$ 2,644,402,594	22
23	WALPACK TWP	\$ 783,750	\$ 1,744,400	\$ 2,528,150		\$ 2,528,150	\$ 96,021	\$ 2,624,171	23
24	WANTAGE TWP	\$ 353,955,300	\$ 848,744,136	\$ 1,202,699,436		\$ 1,202,699,436	\$ 3,805,642	\$ 1,206,505,078	24
TOTAL		\$ 6,231,989,070	\$ 9,503,413,336	\$ 15,735,402,406	\$ -	\$ 15,735,402,406	\$ 31,267,079	\$ 15,766,669,485	

2015 ABSTRACT OF RATABLES COUNTY OF SUSSEX

7	8	9		10		11	
		(a)	(b)	EQUALIZATION			
		True Value of Expired "UEZ" (Urban Enterprise Zone) Abatements	True Value of Class II Railroad Property (C. 139, L. 1966)	(a)	(b)		
Amounts Deducted Under R.S. 54:3-17 to 19	Amounts Added Under R.S. 54:3-17 to 19			Net Valuation on Which County Taxes are Apportioned (Col. 6-9a+9b-10a+10b)			
1	2.811	99.65		\$ -	\$ 728,405	\$ 69,334,605	1
2	3.562	88.92		\$ -	\$ 77,268,866	\$ 681,593,457	2
3	1.939	106.21		\$ (6,148,532)	\$ -	\$ 127,085,808	3
4	3.339	96.51		\$ -	\$ 34,516,797	\$ 961,176,097	4
5	2.563	88.55		\$ -	\$ 96,709,357	\$ 825,685,795	5
6	3.572	94.06		\$ -	\$ 26,631,092	\$ 418,389,622	6
7	2.783	99.90		\$ -	\$ 1,771,161	\$ 440,346,934	7
8	3.345	90.00		\$ -	\$ 47,328,226	\$ 465,554,626	8
9	3.704	90.93		\$ -	\$ 25,488,087	\$ 270,300,879	9
10	2.589	96.30		\$ -	\$ 25,061,194	\$ 631,368,182	10
11	2.612	93.19		\$ -	\$ 80,244,327	\$ 1,156,145,795	11
12	3.243	87.22		\$ -	\$ 206,045,427	\$ 1,606,957,427	12
13	2.777	92.97		\$ -	\$ 26,365,307	\$ 352,383,165	13
14	2.496	104.93		\$ (16,378,916)	\$ -	\$ 342,264,384	14
15	4.060	96.54		\$ -	\$ 27,929,131	\$ 632,598,156	15
16	3.401	101.96		\$ (1,735,172)	\$ -	\$ 195,475,339	16
17	2.465	94.56		\$ -	\$ 13,630,953	\$ 239,858,743	17
18	3.889	74.65		\$ -	\$ 796,314,036	\$ 3,134,299,119	18
19	3.863	89.39		\$ -	\$ 36,110,244	\$ 329,682,772	19
20	2.936	90.53		\$ -	\$ 43,046,904	\$ 447,554,460	20
21	2.994	102.29		\$ (1,557,276)	\$ -	\$ 124,451,895	21
22	2.608	108.46		\$ (201,750,931)	\$ -	\$ 2,442,651,663	22
23	2.356	100.41		\$ -	\$ 461,285	\$ 3,085,456	23
24	2.589	100.79		\$ (5,509,023)	\$ -	\$ 1,200,996,055	24
				\$ -	\$ (233,079,850)	\$ 1,565,650,799	\$ 17,099,240,434
						\$ 1,332,570,949	

2015 ABSTRACT OF RATABLES COUNTY OF SUSSEX

12									
APPORTIONMENT OF TAXES									
Section A									
I	II				III	IV	V		
Total County Taxes Apportioned (Including Total Net Adjustments)	Adjustments Resulting From				Net County Taxes Apportioned (12AI + 12AII)	Municipal Budget State Aid (R.S. 52:27D-118:40)	Net County Taxes Apportioned Less Municipal Budget State Aid (Col. 12AIII - 12AIV)		
	(a)		(b)						
	County Equalization Table Appeals (R.S. 54:51A-4)		Appeals and Corrected Errors (R.S. 54:4-49; R.S. 54:4-53)						
	DEDUCT OVERPAYMENT	ADD UNDERPAYMENT	DEDUCT OVERPAYMENT	ADD UNDERPAYMENT					
1	\$ 331,338.49			\$ 4,457.12	\$ -	\$ 326,881.37	\$ -	\$ 326,881.37	1
2	\$ 3,257,221.24			\$ 7,376.10	\$ -	\$ 3,249,845.14	\$ -	\$ 3,249,845.14	2
3	\$ 607,321.84			\$ 1,094.46	\$ -	\$ 606,227.38	\$ -	\$ 606,227.38	3
4	\$ 4,593,299.96			\$ 6,255.55	\$ -	\$ 4,587,044.41	\$ -	\$ 4,587,044.41	4
5	\$ 3,945,814.44			\$ 5,192.85	\$ -	\$ 3,940,621.59	\$ -	\$ 3,940,621.59	5
6	\$ 1,999,414.09			\$ 1,311.04	\$ -	\$ 1,998,103.05	\$ -	\$ 1,998,103.05	6
7	\$ 2,104,344.42			\$ 4,080.96	\$ -	\$ 2,100,263.46	\$ -	\$ 2,100,263.46	7
8	\$ 2,224,807.76			\$ 1,110.25	\$ -	\$ 2,223,697.51	\$ -	\$ 2,223,697.51	8
9	\$ 1,291,722.73			\$ 851.58	\$ -	\$ 1,290,871.15	\$ -	\$ 1,290,871.15	9
10	\$ 3,017,203.04			\$ 2,775.09	\$ -	\$ 3,014,427.95	\$ -	\$ 3,014,427.95	10
11	\$ 5,525,027.56			\$ 1,034.55	\$ -	\$ 5,523,993.01	\$ -	\$ 5,523,993.01	11
12	\$ 7,679,381.02			\$ 6,972.64	\$ -	\$ 7,672,408.38	\$ -	\$ 7,672,408.38	12
13	\$ 1,683,980.26			\$ 1,521.72	\$ -	\$ 1,682,458.54	\$ -	\$ 1,682,458.54	13
14	\$ 1,635,624.30			\$ 1,276.52	\$ -	\$ 1,634,347.78	\$ -	\$ 1,634,347.78	14
15	\$ 3,023,080.88			\$ 2,501.44	\$ -	\$ 3,020,579.44	\$ -	\$ 3,020,579.44	15
16	\$ 934,143.98			\$ 1,057.02	\$ -	\$ 933,086.96	\$ -	\$ 933,086.96	16
17	\$ 1,146,244.85			\$ 1,998.33	\$ -	\$ 1,144,246.52	\$ -	\$ 1,144,246.52	17
18	\$ 14,978,291.75			\$ 46,772.95	\$ -	\$ 14,931,518.80	\$ -	\$ 14,931,518.80	18
19	\$ 1,575,498.88			\$ 3,962.18	\$ -	\$ 1,571,536.70	\$ -	\$ 1,571,536.70	19
20	\$ 2,138,787.98			\$ 2,006.42	\$ -	\$ 2,136,781.56	\$ -	\$ 2,136,781.56	20
21	\$ 594,734.81			\$ 769.22	\$ -	\$ 593,965.59	\$ -	\$ 593,965.59	21
22	\$ 11,673,024.13			\$ 26,705.93	\$ -	\$ 11,646,318.20	\$ -	\$ 11,646,318.20	22
23	\$ 14,744.88			\$ -	\$ -	\$ 14,744.88	\$ (200.00)	\$ 14,544.88	23
24	\$ 5,739,358.86			\$ 2,306.23	\$ -	\$ 5,737,052.63	\$ -	\$ 5,737,052.63	24
	\$ 81,714,412.15	\$ -	\$ -	\$ 133,390.15	\$ -	\$ 81,581,022.00	\$ (200.00)	\$ 81,580,822.00	

2015 ABSTRACT OF RATABLES COUNTY OF SUSSEX

APPORTIONMENT OF TAXES								
Section B								
(a)			(b)			(c)		
(i)	(ii)	(iii)	(i)	(ii)	(iii)	County Open Space Tax		
County Library Taxes Apportioned	Overpayment of 2014 County Library Taxes	Net County Library Taxes	County Health Taxes Apportioned	Overpayment of 2014 County Health Taxes	Net County Health Taxes			
1	\$ 20,655.99	\$ 3,468.55	\$ 17,187.44	\$ 8,912.18	\$ 2,286.71	\$ 6,625.47	\$ 1,578.48	1
2	\$ 205,807.40	\$ 32,250.70	\$ 173,556.70	\$ 88,891.87	\$ 21,261.93	\$ 67,629.94	\$ 15,704.47	2
3	\$ 38,395.12	\$ 6,372.76	\$ 32,022.36	\$ 16,584.54	\$ 4,201.36	\$ 12,383.18	\$ 2,931.31	3
4	\$ 290,532.18	\$ 44,850.70	\$ 245,681.48	\$ 125,503.30	\$ 29,568.74	\$ 95,934.56	\$ 22,165.81	4
5	\$ 249,591.60	\$ 38,556.04	\$ 211,035.56	\$ 107,816.11	\$ 25,418.85	\$ 82,397.26	\$ 19,054.80	5
6	\$ 126,573.51	\$ 18,421.35	\$ 108,152.16	\$ 54,677.32	\$ 12,144.65	\$ 42,532.67	\$ 9,659.57	6
7	\$ 133,007.51	\$ 20,572.21	\$ 112,435.30	\$ 57,450.96	\$ 13,562.64	\$ 43,888.32	\$ 10,146.72	7
8	\$ 140,868.87	\$ 21,174.52	\$ 119,694.35	\$ 60,854.18	\$ 13,959.73	\$ 46,894.45	\$ 10,750.28	8
9	\$ 81,772.94	\$ 11,890.62	\$ 69,882.32	\$ 35,325.12	\$ 7,839.13	\$ 27,485.99	\$ 6,238.96	9
10	\$ 190,945.61	\$ 27,886.88	\$ 163,058.73	\$ 82,480.50	\$ 18,384.99	\$ 64,095.51	\$ 14,567.32	10
11	\$ 349,962.22	\$ 51,848.08	\$ 298,114.14	\$ 151,183.37	\$ 34,181.90	\$ 117,001.47	\$ 26,703.37	11
12	\$ 486,003.46	\$ 75,182.76	\$ 410,820.70	\$ 209,943.99	\$ 49,565.76	\$ 160,378.23	\$ 37,083.76	12
13	\$ 106,573.92	\$ 17,054.10	\$ 89,519.82	\$ 46,038.13	\$ 11,243.26	\$ 34,794.87	\$ 8,131.55	13
14	\$ 103,529.51	\$ 15,199.95	\$ 88,329.56	\$ 44,723.01	\$ 10,020.88	\$ 34,702.13	\$ 7,901.02	14
15	\$ 191,338.77	\$ 28,605.99	\$ 162,732.78	\$ 82,658.77	\$ 18,859.07	\$ 63,799.70	\$ 14,603.04	15
16	\$ 59,103.01	\$ 9,166.32	\$ 49,936.69	\$ 25,529.42	\$ 6,043.08	\$ 19,486.34	\$ 4,508.89	16
17	\$ 72,470.85	\$ 11,628.74	\$ 60,842.11	\$ 31,304.21	\$ 7,666.48	\$ 23,637.73	\$ 5,527.20	17
18	\$ -	\$ -	\$ -	\$ 408,311.69	\$ 94,505.30	\$ 313,806.39	\$ 72,105.49	18
19	\$ 99,514.85	\$ 15,010.97	\$ 84,503.88	\$ 42,985.24	\$ 9,896.28	\$ 33,088.96	\$ 7,593.20	19
20	\$ 135,352.99	\$ 19,867.61	\$ 115,485.38	\$ 58,466.54	\$ 13,098.13	\$ 45,368.41	\$ 10,326.79	20
21	\$ 37,621.42	\$ 5,544.64	\$ 32,076.78	\$ 16,250.30	\$ 3,655.42	\$ 12,594.88	\$ 2,869.75	21
22	\$ 737,506.82	\$ 115,960.54	\$ 621,546.28	\$ 318,525.95	\$ 76,449.35	\$ 242,076.60	\$ 56,306.17	22
23	\$ 934.17	\$ 159.04	\$ 775.13	\$ 403.56	\$ 104.85	\$ 298.71	\$ 71.28	23
24	\$ 363,442.63	\$ 54,723.93	\$ 308,718.70	\$ 157,006.74	\$ 36,076.51	\$ 120,930.23	\$ 27,728.77	24
	\$ 4,221,505.35	\$ 645,397.00	\$ 3,576,108.35	\$ 2,231,827.00	\$ 519,995.00	\$ 1,711,832.00	\$ 394,258.00	

2015 ABSTRACT OF RATABLES COUNTY OF SUSSEX

2015 ABSTRACT OF RATABLES COUNTY OF SUSSEX								
Section C							Section D	
I			II			Total Tax Levy On Which Tax Rate Is Computed (12AV+B(a)+B(b)+B(c)+ CI(a)+CI(b)+CI(c)+CII(b))		
Local Municipal Purposes								
(a)	(b)	(c)	(a)	(b)	(c)			
As Required By District School Budget	Reg., Consol. & Joint School Budgets	Local School Budget	Local Municipal Budget	Municipal Open Space	Municipal Library			
1	\$ -	\$ 1,248,421.00	\$ -	\$ 306,832.00	\$ 20,582.00	\$ -	\$ 1,928,107.76	1
2	\$ -	\$ 11,928,584.00	\$ -	\$ 6,024,413.48	\$ 60,432.00	\$ -	\$ 21,520,165.73	2
3	\$ -	\$ 1,929,597.00	\$ -	\$ -	\$ -	\$ -	\$ 2,583,161.23	3
4	\$ 11,570,889.00	\$ 6,152,617.00	\$ -	\$ 8,154,343.00	\$ 110,430.00	\$ -	\$ 30,939,105.26	4
5	\$ -	\$ 12,083,522.00	\$ -	\$ 2,269,103.33	\$ 72,304.90	\$ -	\$ 18,678,039.44	5
6	\$ 4,900,435.00	\$ 2,189,214.00	\$ -	\$ 4,742,292.00	\$ -	\$ -	\$ 13,990,388.45	6
7	\$ 4,710,194.00	\$ 3,515,552.00	\$ -	\$ 1,690,349.00	\$ 22,038.00	\$ -	\$ 12,204,866.80	7
8	\$ 9,027,920.00	\$ -	\$ -	\$ 2,497,184.61	\$ 62,733.96	\$ -	\$ 13,988,875.16	8
9	\$ 4,084,516.00	\$ 1,508,113.00	\$ -	\$ 2,073,006.00	\$ 7,328.00	\$ -	\$ 9,067,441.42	9
10	\$ 5,063,079.00	\$ 4,877,248.00	\$ -	\$ 2,496,797.00	\$ -	\$ -	\$ 15,693,273.51	10
11	\$ 10,049,161.00	\$ 4,866,553.00	\$ -	\$ 7,215,286.33	\$ -	\$ -	\$ 28,096,812.32	11
12	\$ 24,270,550.00	\$ -	\$ -	\$ 12,857,986.00	\$ 10,086.57	\$ -	\$ 45,419,313.64	12
13	\$ 4,143,588.00	\$ 2,195,814.00	\$ -	\$ 865,079.63	\$ 32,542.00	\$ -	\$ 9,051,928.41	13
14	\$ 5,791,930.00	\$ -	\$ -	\$ 1,394,274.37	\$ -	\$ -	\$ 8,951,484.86	14
15	\$ 12,851,303.00	\$ -	\$ -	\$ 8,434,016.00	\$ -	\$ -	\$ 24,547,033.96	15
16	\$ 2,359,217.00	\$ 1,193,315.00	\$ -	\$ 2,147,287.00	\$ -	\$ -	\$ 6,706,837.88	16
17	\$ -	\$ 3,749,911.00	\$ -	\$ 590,919.00	\$ -	\$ -	\$ 5,575,083.56	17
18	\$ 57,572,424.00	\$ -	\$ -	\$ 16,733,555.00	\$ 257,178.36	\$ 1,043,605.00	\$ 90,924,193.04	18
19	\$ 4,176,844.00	\$ 2,192,947.00	\$ -	\$ 3,273,338.98	\$ -	\$ -	\$ 11,339,852.72	19
20	\$ 4,030,426.00	\$ 3,532,444.00	\$ -	\$ 1,991,440.50	\$ 12,470.00	\$ -	\$ 11,874,742.64	20
21	\$ -	\$ 2,211,739.00	\$ -	\$ 918,894.00	\$ -	\$ -	\$ 3,772,140.00	21
22	\$ 41,137,258.00	\$ -	\$ -	\$ 15,244,835.00	\$ -	\$ -	\$ 68,948,340.25	22
23	\$ -	\$ 46,127.00	\$ -	\$ -	\$ -	\$ -	\$ 61,817.00	23
24	\$ -	\$ 21,408,079.00	\$ -	\$ 3,562,317.00	\$ 60,325.00	\$ -	\$ 31,225,151.33	24
	\$ 205,739,734.00	\$ 86,829,797.00	\$ -	\$ 105,483,549.23	\$ 728,450.79	\$ 1,043,605.00	\$ 487,088,156.37	

2015 ABSTRACT OF RATABLES COUNTY OF SUSSEX

REAL PROPERTY EXEMPT FROM TAXATION

	(a)	(b)	(c)	(d)	(e)	(f)	(g)	
	Public School Property	Other School Property	Public Property	Church and Charitable Property	Cemeteries and Graveyards	Other Exemptions Not Included in Foregoing Classifications	Total Amount of Real Property Exempt From Taxation (a+b+c+d+e+f)	
1	\$ -	\$ -	\$ 4,821,400	\$ 3,290,000	\$ -	\$ 755,900	\$ 8,867,300	1
2	\$ 9,331,100	\$ -	\$ 32,817,800	\$ 14,313,100	\$ 18,400	\$ 4,514,600	\$ 60,995,000	2
3	\$ -	\$ -	\$ 3,657,626	\$ 2,661,107	\$ -	\$ 621,000	\$ 6,939,733	3
4	\$ 11,062,500	\$ -	\$ 44,028,800	\$ 9,092,800	\$ -	\$ 2,541,100	\$ 66,725,200	4
5	\$ 9,292,600	\$ -	\$ 39,916,300	\$ 5,128,300	\$ 366,600	\$ 4,929,600	\$ 59,633,400	5
6	\$ 21,466,500	\$ 1,082,500	\$ 14,817,200	\$ 8,265,200	\$ 161,700	\$ 12,223,700	\$ 58,016,800	6
7	\$ 3,804,600	\$ 227,100	\$ 20,025,500	\$ 1,173,200	\$ 8,000	\$ 2,652,800	\$ 27,891,200	7
8	\$ 5,120,600	\$ 428,000	\$ 9,390,200	\$ 20,602,800	\$ 556,100	\$ 4,936,800	\$ 41,034,500	8
9	\$ 10,956,900	\$ -	\$ 4,554,000	\$ 3,608,000	\$ -	\$ 688,900	\$ 19,807,800	9
10	\$ 30,812,300	\$ -	\$ 36,773,600	\$ 8,477,800	\$ -	\$ 2,156,800	\$ 78,220,500	10
11	\$ 36,198,000	\$ -	\$ 64,627,500	\$ 15,398,300	\$ 1,779,200	\$ 6,121,900	\$ 124,124,900	11
12	\$ 27,608,100	\$ 233,300	\$ 36,464,300	\$ 7,100,800	\$ -	\$ 5,307,300	\$ 76,713,800	12
13	\$ 3,459,200	\$ -	\$ 12,734,300	\$ 5,687,000	\$ 6,500	\$ 8,371,600	\$ 30,258,600	13
14	\$ 3,043,700	\$ -	\$ 72,424,300	\$ 3,991,000	\$ 8,600	\$ 3,412,400	\$ 82,880,000	14
15	\$ 24,776,400	\$ 18,369,200	\$ 66,047,900	\$ 63,681,600	\$ 1,296,300	\$ 109,362,700	\$ 283,534,100	15
16	\$ 4,566,500	\$ -	\$ 10,358,600	\$ 2,589,700	\$ 94,200	\$ 3,298,700	\$ 20,907,700	16
17	\$ 1,327,600	\$ -	\$ 172,235,800	\$ 1,589,000	\$ 315,900	\$ 4,217,500	\$ 179,685,800	17
18	\$ 61,050,900	\$ 15,753,100	\$ 45,446,000	\$ 34,896,800	\$ 1,178,500	\$ 24,532,000	\$ 182,857,300	18
19	\$ 26,494,400	\$ -	\$ 8,038,500	\$ 3,306,300	\$ -	\$ 3,391,100	\$ 41,230,300	19
20	\$ 5,280,000	\$ -	\$ 46,142,300	\$ 14,332,100	\$ 145,000	\$ 2,344,800	\$ 68,244,200	20
21	\$ 3,274,000	\$ 2,476,900	\$ 7,547,500	\$ 10,579,100	\$ -	\$ 1,917,300	\$ 25,794,800	21
22	\$ 48,950,200	\$ -	\$ 133,183,000	\$ 16,469,800	\$ 527,900	\$ 14,840,000	\$ 213,970,900	22
23	\$ -	\$ -	\$ 30,493,350	\$ 417,000	\$ -	\$ -	\$ 30,910,350	23
24	\$ 25,046,500	\$ -	\$ 43,003,000	\$ 4,427,600	\$ 592,300	\$ 9,644,100	\$ 82,713,500	24
	\$ 372,922,600	\$ 38,570,100	\$ 959,548,776	\$ 261,078,407	\$ 7,055,200	\$ 232,782,600	\$ 1,871,957,683	

2015 ABSTRACT OF RATABLES COUNTY OF SUSSEX

	14				15		TAXING DISTRICT	
	AMOUNT OF MISCELLANEOUS REVENUES FOR THE SUPPORT OF THE LOCAL MUNICIPAL BUDGET				DEDUCTIONS ALLOWED (C. 73, L. 1976)			
	(a)	(b)	(c)	(d)	(a)	(b)		
	Surplus Revenues Apportioned	Receipts From Revenues Anticipated	Receipts From Delinquent Tax and Liens	Total of Miscellaneous Revenues (a+b+c)	Full Estimated Amount of Senior Citizen, Totally Disabled, and Surviving Spouse Deductions Allowed (C. 129, L. 1976)	Veterans Deductions		
1	\$ 81,500.00	\$ 163,714.00	\$ 87,000.00	\$ 332,214.00	\$ 750.00	\$ 4,250.00	ANDOVER BORO	1
2	\$ 1,100,000.00	\$ 1,074,225.21	\$ 200,250.00	\$ 2,374,475.21	\$ 9,000.00	\$ 42,250.00	ANDOVER TWP	2
3	\$ 220,277.18	\$ 829,884.08	\$ 25,000.00	\$ 1,075,161.26	\$ 1,500.00	\$ 7,750.00	BRANCHVILLE BORO	3
4	\$ 1,340,102.00	\$ 1,034,530.56	\$ 339,350.00	\$ 2,713,982.56	\$ 12,250.00	\$ 61,250.00	BYRAM TWP	4
5	\$ 576,000.00	\$ 777,551.32	\$ 150,000.00	\$ 1,503,551.32	\$ 8,250.00	\$ 63,000.00	FRANKFORD TWP	5
6	\$ 151,360.00	\$ 1,124,802.29	\$ 307,800.00	\$ 1,583,962.29	\$ 9,500.00	\$ 38,500.00	FRANKLIN BORO	6
7	\$ 462,675.00	\$ 270,057.00	\$ 143,000.00	\$ 875,732.00	\$ 3,250.00	\$ 26,750.00	FREDON TWP	7
8	\$ 610,000.00	\$ 346,321.28	\$ 105,000.00	\$ 1,061,321.28	\$ 4,250.00	\$ 22,250.00	GREEN TWP	8
9	\$ 400,000.00	\$ 374,200.00	\$ 170,000.00	\$ 944,200.00	\$ 8,250.00	\$ 25,750.00	HAMBURG BORO	9
10	\$ 480,000.00	\$ 662,255.64	\$ 171,350.00	\$ 1,313,605.64	\$ 9,500.00	\$ 67,500.00	HAMPTON TWP	10
11	\$ 680,000.00	\$ 2,396,312.10	\$ 580,133.00	\$ 3,656,445.10	\$ 10,000.00	\$ 61,500.00	HARDYSTON TWP	11
12	\$ 1,425,000.00	\$ 1,802,978.00	\$ 890,000.00	\$ 4,117,978.00	\$ 27,250.00	\$ 135,250.00	HOPATCONG BORO	12
13	\$ 349,000.00	\$ 697,108.58	\$ 238,500.00	\$ 1,284,608.58	\$ 3,000.00	\$ 20,500.00	LAFAYETTE TWP	13
14	\$ 290,000.00	\$ 478,658.01	\$ 200,000.00	\$ 968,658.01	\$ 11,750.00	\$ 34,750.00	MONTAGUE TWP	14
15	\$ 776,048.00	\$ 2,315,936.00	\$ 519,000.00	\$ 3,610,984.00	\$ 10,500.00	\$ 42,750.00	TOWN OF NEWTON	15
16	\$ 60,268.00	\$ 298,626.23	\$ 190,000.00	\$ 548,894.23	\$ 6,750.00	\$ 24,250.00	OGDENSBURG BORO	16
17	\$ 213,836.00	\$ 445,691.00	\$ 100,000.00	\$ 759,527.00	\$ 6,000.00	\$ 25,250.00	SANDYSTON TWP	17
18	\$ 2,550,000.00	\$ 3,705,725.00	\$ 1,300,000.00	\$ 7,555,725.00	\$ 10,750.00	\$ 118,000.00	SPARTA TWP	18
19	\$ 715,000.00	\$ 441,674.33	\$ 180,000.00	\$ 1,336,674.33	\$ 4,250.00	\$ 23,750.00	STANHOPE BORO	19
20	\$ 650,000.00	\$ 547,336.04	\$ 235,000.00	\$ 1,432,336.04	\$ 5,500.00	\$ 34,250.00	STILLWATER TWP	20
21	\$ 93,500.00	\$ 273,600.92	\$ 130,600.00	\$ 497,700.92	\$ 3,750.00	\$ 9,000.00	SUSSEX BORO	21
22	\$ 1,400,000.00	\$ 5,694,893.00	\$ 1,400,000.00	\$ 8,494,893.00	\$ 34,500.00	\$ 154,000.00	VERNON TWP	22
23	\$ 147,057.00	\$ 37,034.00		\$ 184,091.00	\$ 500.00	\$ 500.00	WALPACK TWP	23
24	\$ 329,000.00	\$ 1,255,770.00	\$ 800,000.00	\$ 2,384,770.00	\$ 23,250.00	\$ 94,000.00	WANTAGE TWP	24
	\$ 15,100,623.18	\$ 27,048,884.59	\$ 8,461,983.00	\$ 50,611,490.77	\$ 224,250	\$ 1,137,000		


2015 ABSTRACT OF RATABLES COUNTY OF SUSSEX


CERTIFICATION


TOTAL AMOUNT OF MISCELLANEOUS REVENUES (INCLUDING SURPLUS REVENUES APPROPRIATED) FOR THE SUPPORT OF THE COUNTY BUDGET	\$23,793,158.94
RATE PER \$100 TO BE APPLIED TO COL. 11 FOR APPORTIONMENT OF COUNTY TAXES	0.47788329
NET COUNTY TAXES APPORTIONED (12.A.III)	81,581,022.00
* ADJUSTMENTS (NET TOTAL - 12.A.II)	133,390.15
TOTAL COUNTY TAXES APPORTIONED (INCLUDING ADJUSTMENTS - TOTAL 12.A.I)	81,714,412.15
* - NET OVERPAYMENTS ARE ADDED TO THE NET TAXES APPORTIONED NET UNDERPAYMENTS ARE DEDUCTED FROM THE NET TAXES APPORTIONED	
RATE PER \$100 TO BE APPLIED TO COL. 11 FOR APPORTIONMENT OF LIBRARY TAXES	0.02565505
RATE PER \$100 TO BE APPLIED TO COL. 11 FOR APPORTIONMENT OF HEALTH SERVICE	0.01003853
RATE PER \$100 TO BE APPLIED TO COL. 11 FOR APPORTIONMENT OF CTY OPEN SPACE TAXES	0.00231005

ATTEST: Melissa Rockwell
Melissa Rockwell, Tax Administrator

SUSSEX COUNTY BOARD OF TAXATION




 John Fierro, President


 Richard Ecke, Commissioner


 George Conway, Commissioner

I hereby certify this to be a true copy of the Abstract of Ratables and Exemptions for the County of SUSSEX, State of New Jersey for the year 2015 filed with me by the SUSSEX County Board of Taxation



 Robert Maikis, County Treasurer

2015 ABSTRACT OF RATABLES COUNTY OF SUSSEX

BREAKDOWN OF GENERAL TAX RATE

Taxing District		1	2	3	4	5	6	7	8	9	10	11
		COUNTY TAX	LIBRARY TAX	HEALTH SERVICE TAX	COUNTY OPEN SPACE TAX	DISTRICT SCHOOL TAX	REGIONAL SCHOOL TAX	LOCAL SCHOOL TAX	MUNICIPAL PURPOSE TAX	MUNICIPAL OPEN SPACE TAX	MUNICIPAL LIBRARY TAX	GENERAL TAX RATE
1	ANDOVER BORO	0.477	0.026	0.010	0.002	-	1.819	-	0.447	0.030	-	2.811
2	ANDOVER TWP	0.538	0.029	0.012	0.003	-	1.974	-	0.996	0.010	-	3.562
3	BRANCHVILLE BORO	0.456	0.024	0.009	0.002	-	1.448	-	-	-	-	1.939
4	BYRAM TWP	0.496	0.027	0.011	0.003	1.249	0.663	-	0.879	0.011	-	3.339
5	FRANKFORD TWP	0.541	0.030	0.012	0.003	-	1.657	-	0.311	0.009	-	2.563
6	FRANKLIN BORO	0.511	0.028	0.011	0.003	1.251	0.558	-	1.210	-	-	3.572
7	FREDON TWP	0.479	0.026	0.011	0.003	1.073	0.801	-	0.385	0.005	-	2.783
8	GREEN TWP	0.532	0.029	0.012	0.002	2.158	-	-	0.597	0.015	-	3.345
9	HAMBURG BORO	0.528	0.029	0.012	0.003	1.668	0.616	-	0.846	0.002	-	3.704
10	HAMPTON TWP	0.498	0.027	0.011	0.003	0.835	0.804	-	0.411	-	-	2.589
11	HARDYSTON TWP	0.514	0.028	0.011	0.003	0.934	0.452	-	0.670	-	-	2.612
12	HOPATCONG BORO	0.548	0.030	0.012	0.003	1.733	-	-	0.917	-	-	3.243
13	LAFAYETTE TWP	0.517	0.028	0.011	0.003	1.271	0.673	-	0.265	0.009	-	2.777
14	MONTAGUE TWP	0.456	0.025	0.010	0.003	1.614	-	-	0.388	-	-	2.496
15	TOWN OF NEWTON	0.500	0.027	0.011	0.003	2.125	-	-	1.394	-	-	4.060
16	OGDENSBURG BORO	0.474	0.026	0.010	0.002	1.196	0.605	-	1.088	-	-	3.401
17	SANDYSTON TWP	0.506	0.028	0.011	0.002	-	1.657	-	0.261	-	-	2.465
18	SPARTA TWP	0.639	-	0.014	0.004	2.462	-	-	0.715	0.011	0.044	3.889
19	STANHOPE BORO	0.536	0.029	0.012	0.003	1.422	0.746	-	1.115	-	-	3.863
20	STILLWATER TWP	0.529	0.029	0.012	0.002	0.996	0.873	-	0.492	0.003	-	2.936
21	SUSSEX BORO	0.472	0.026	0.010	0.002	-	1.755	-	0.729	-	-	2.994
22	VERNON TWP	0.441	0.024	0.010	0.002	1.555	-	-	0.576	-	-	2.608
23	WALPACK TWP	0.555	0.030	0.012	0.002	-	1.757	-	-	-	-	2.356
24	WANTAGE TWP	0.476	0.026	0.011	0.003	-	1.774	-	0.295	0.004	-	2.589

2015

SPECIAL DISTRICT TAX

Township of Stillwater

Water District #1

Total Levy	\$109,807
2014 Tax per user household – flat fee	\$ 139.75
Amount approved by the Commissioners and voters during the adoption of the annual budget and election of water commissioners on 2/19/15 – per user household (Transmission line upgrades)	\$ 150.00
Amount of the NJEIT loan per user	\$ 11.09
365 users x \$300.84	\$109,807

CALENDAR YEAR REQUIREMENTS

ANDOVER REGIONAL SCHOOL DISTRICT

Andover Borough	\$ 1,248,421.00
Andover Township	<u>\$ 11,928,584.00</u>
Total	\$ 13,177,005.00

HIGH POINT REGIONAL SCHOOL DISTRICT

Branchville Borough	\$ 777,322.00
Frankford Township	\$ 4,678,242.00
Lafayette Township	\$ 2,195,814.00
Sussex Borough	\$ 817,788.00
Wantage Township	<u>\$ 7,338,118.00</u>
Total	\$ 15,807,284.00

KITTATINNY REGIONAL SCHOOL DISTRICT

Fredon Township	\$ 3,515,552.00
Hampton Township	\$ 4,877,248.00
Sandyston Township	\$ 1,790,226.00
Stillwater Township	\$ 3,532,444.00
Walpack Township	<u>\$ 46,127.00</u>
Total	\$ 13,761,597.00

FRANKFORD SCHOOL DISTRICT

Branchville School	\$ 1,152,275.00
Frankford Township	<u>\$ 7,405,280.00</u>
Total	\$ 8,557,555.00

LENAPE VALLEY REGIONAL SCHOOL DISTRICT

Byram Township	\$ 6,152,617.00
Stanhope Borough	<u>\$ 2,192,947.00</u>
Sub-Total	\$ 8,345,564.00
Netcong Borough (Morris County)	<u>\$ 1,682,935.00</u>
Total	\$ 10,028,499.00

SANDYSTON-WALPACK CONSOLIDATED SCHOOL DISTRICT

Sandyston Township	\$ 1,959,685.00
Walpack Township	<u>\$ 28,184.00</u> **
Total	\$ 1,987,869.00

SUSSEX-WANTAGE REGIONAL SCHOOL DISTRICT

Sussex Borough	\$ 1,393,951.00
Wantage Township	<u>\$ 14,069,961.00</u>
Total	\$ 15,463,912.00

WALKILL VALLEY REGIONAL SCHOOL DISTRICT

Franklin Borough	\$ 2,189,214.00
Hamburg Borough	\$ 1,508,113.00
Hardyston Township	\$ 4,866,553.00
Ogdensburg Borough	<u>\$ 1,193,315.00</u>
Total	\$ 9,757,195.00

**Adjusted pursuant to Statute RS 40:48-17.1 & 17.3

Municipality	Assessor	Phone	Address	City, State, Zip
ANDOVER BORO	Joseph Ferraris	973-786-6688	137 Main Street	Andover, NJ 07821
ANDOVER TWP	Jack Marchione	973-383-4280	134 Newton-Sparta Rd	Newton, NJ 07860
BRANCHVILLE BORO	Kathy Kieb	973-948-2118	34 Wantage Ave	Branchville, NJ 07826
BYRAM TWP	Penny Holenstein	973-347-2500	10 Mansfield Dr	Stanhope, NJ 07874
FRANKFORD TWP	Jason Laliker	973-948-7335	151 Route 206 So	Augusta, NJ 07822
FRANKLIN BORO	Scott Holzhauer	973-827-9280	46 Main St	Franklin, NJ 07416
FREDON TWP	Jason Laliker	973-383-7025	443 Route 94	Newton, NJ 07860
GREEN TWP	Penny Holenstein	973-852-9333	PO Box 65	Tranquility, NJ 07879
HAMBURG BORO	Jason Laliker	973-827-9230	16 Wallkill Ave	Hamburg, NJ 07419
HAMPTON TWP	Joseph Ferraris	973-383-3812	1 Rumsey Way	Newton, NJ 07860
HARDYSTON TWP	Scott Holzhauer	973-823-7020	149 Wheatsworth Rd	Hardyston, NJ 07419
HOPATCONG BORO	Therese dePierro	973-770-1200	111 River Styx Rd	Hopatcong, NJ 07843
LAFAYETTE TWP	Jason Laliker	973-383-1817	33 Morris Farm Rd	Lafayette, NJ 07848
MONTAGUE TWP	Jason Laliker	973-293-7300	277 Clove Rd	Montague, NJ 07827
TOWN OF NEWTON	Scott Holzhauer	973-383-3521	39 Trinity St	Newton, NJ 07860
OGDENSBURG BORO	Kathy Kieb	973-827-3712	14 Highland Ave	Ogdensburg, NJ 07439
SANDYSTON TWP	Robert Pastor	973-948-3520	133 Route 645	Branchville, NJ 07826
SPARTA TWP	Joseph Ferraris	973-726-3631	65 Main St	Sparta, NJ 07871
STANHOPE BORO	Jason Laliker	973-347-0173	77 Main St	Stanhope, NJ 07874
STILLWATER TWP	Penny Holenstein	973-383-9484	964 Stillwater Rd	Newton, NJ 07860
SUSSEX BORO	Kristy Lockburner	973-875-7193	888 Route 23	Wantage, NJ 07461
VERNON TWP	Lynne Schweighardt	973-764-4055	21 Church St	Vernon, NJ 07462
WALPACK TWP	Jason Laliker	973-383-1817	33 Morris Farm Rd	Lafayette, NJ 07848
WANTAGE TWP	Kristy Lockburner	973-875-7193	888 Route 23	Wantage, NJ 07461