

Salem County Board of Taxation



2020 ABSTRACT OF RATABLES

Steven H. Caltabiano, CTA, President
Debra Behnke, Commissioner

Brenda H. Hall, Vice-President
Kevin L. Crouch, Commissioner

Angela Susan Voros, Commissioner

John Snyder, CTA, Tax Administrator
Kathy McAllister, Adm. Clerk/OPRA Custodian
110 Fifth St. Suite 300, Salem, New Jersey 08079

Telephone: 856-935-7510 Ext. 8274 ~ FAX 856-935-3243

2020 ABSTRACT OF RATABLES ~ COUNTY OF SALEM

		1		2	3	4	5	6	
		TAXABLE VALUE		Total Taxable Value of Land and Improvements (Col. 1(a) + (b))	Total Taxable Value of Partial Exemptions and Abatements (Assessed Value)	Net Total Taxable Value of Land and Improvements (Col. 2 - 3)	Taxable Value of Machinery, Implements and Equipment of Telephone, Telegraph and Messenger System Companies (C. 138, L. 1966)	Net Valuation Taxable (Col. 4 + 5)	
		(a)	(b)						
TAXING DISTRICT		Land	Improvements (Includes partial Exemptions and Abatements)						
	1 ALLOWAY	\$ 89,767,300	\$ 192,979,400	\$ 282,746,700		\$ 282,746,700	\$ 400,543	\$ 283,147,243	1
	2 CARNEY'S POINT	\$ 179,969,300	\$ 463,301,700	\$ 643,271,000		\$ 643,271,000	\$ -	\$ 643,271,000	2
	3 ELMER	\$ 21,661,000	\$ 83,161,000	\$ 104,822,000		\$ 104,822,000	\$ -	\$ 104,822,000	3
	4 ELSINBORO	\$ 43,030,700	\$ 72,359,200	\$ 115,389,900		\$ 115,389,900	\$ 268,040	\$ 115,657,940	4
	5 LOWER ALLOWAY CREEK	\$ 32,956,300	\$ 180,936,600	\$ 213,892,900		\$ 213,892,900	\$ 703,862	\$ 214,596,762	5
	6 MANNINGTON	\$ 43,689,800	\$ 137,457,200	\$ 181,147,000		\$ 181,147,000	\$ 502,287	\$ 181,649,287	6
	7 OLDMANS	\$ 69,971,300	\$ 185,773,100	\$ 255,744,400		\$ 255,744,400	\$ -	\$ 255,744,400	7
	8 PENNS GROVE	\$ 32,677,400	\$ 104,060,400	\$ 136,737,800		\$ 136,737,800	\$ -	\$ 136,737,800	8
	9 PENNSVILLE	\$ 334,579,575	\$ 661,953,340	\$ 996,532,915		\$ 996,532,915	\$ 1,577,586	\$ 998,110,501	9
	10 PILESGROVE	\$ 164,025,700	\$ 305,327,600	\$ 469,353,300		\$ 469,353,300	\$ -	\$ 469,353,300	10
	11 PITTS GROVE	\$ 165,129,000	\$ 435,565,300	\$ 600,694,300		\$ 600,694,300	\$ 986,476	\$ 601,680,776	11
R	12 QUINTON	\$ 37,529,000	\$ 142,830,100	\$ 180,359,100		\$ 180,359,100	\$ 767,329	\$ 181,126,429	12
E	13 SALEM	\$ 30,825,600	\$ 92,058,200	\$ 122,883,800	\$ 66,480	\$ 122,817,320	\$ 2,298,168	\$ 125,115,488	13
R	14 UPPER PITTS GROVE	\$ 107,506,000	\$ 234,086,300	\$ 341,592,300		\$ 341,592,300	\$ -	\$ 341,592,300	14
	15 WOODSTOWN	\$ 106,609,800	\$ 169,008,200	\$ 275,618,000		\$ 275,618,000	\$ -	\$ 275,618,000	15
		\$ 1,459,927,775	\$ 3,460,857,640	\$ 4,920,785,415	\$ 66,480	\$ 4,920,718,935	\$ 7,504,291	\$ 4,928,223,226	

A = REASSESSMENT
R = REVALUATION
E = EXCLUDES SPECIAL EXEMPTION

2020 ABSTRACT OF RATABLES ~ COUNTY OF SALEM

		7	8	9		10		11	
		General Tax Rate to Apply per \$100 Valuation	County Equalization Table Average Ratio of Assessed to True Value of Real Property (R.S. 54:3-17 to R.S. 54:3-19)	(a)	(b)	EQUALIZATION		Net Valuation on Which County Taxes are Apportioned (Col. 6+9a+9b-10a+10b)	
TAXING DISTRICT				True Value of Expired "UEZ" (Urban Enterprise Zone) Abatements	True Value of Class II Railroad Property (C. 139, L. 1966)	(a)	(b)		
				Amounts Deducted Under R.S. 54:3-17 to 19	Amounts Added Under R.S. 54:3-17 to 19				
1	ALLOWAY	3.099	95.98			\$ -	\$ 12,828,928	\$ 295,976,171	1
2	CARNEY'S POINT	3.347	102.40			\$ (6,167,848)	\$ -	\$ 637,103,152	2
3	ELMER	3.777	92.08			\$ -	\$ 9,503,004	\$ 114,325,004	3
4	ELSINBORO	2.822	112.21			\$ (12,276,645)	\$ -	\$ 103,381,295	4
5	LOWER ALLOWAY CREEK	1.510	80.97			\$ -	\$ 51,497,981	\$ 266,094,743	5
6	MANNINGTON	3.180	101.17			\$ -	\$ 988,767	\$ 182,638,054	6
7	OLDMANS	2.712	97.66			\$ -	\$ 13,822,020	\$ 269,566,420	7
8	PENNS GROVE	5.009	105.01			\$ (5,241,951)	\$ -	\$ 131,495,849	8
9	PENNSVILLE	4.483	100.02			\$ -	\$ 43,153,069	\$ 1,041,263,570	9
10	PILESGROVE	3.249	102.06			\$ (8,091,111)	\$ -	\$ 461,262,189	10
11	PITTSGROVE	3.634	91.98			\$ -	\$ 55,503,367	\$ 657,184,143	11
12	QUINTON	3.089	101.90			\$ (2,396,418)	\$ -	\$ 178,730,011	12
13	SALEM	7.112	90.82			\$ -	\$ 16,207,013	\$ 141,322,501	13
14	UPPER PITTSGROVE	2.723	101.44			\$ (2,997,058)	\$ -	\$ 338,595,242	14
15	WOODSTOWN	3.739	101.13			\$ (2,497,830)	\$ -	\$ 273,120,170	15
					\$ -	\$ (39,668,861)	\$ 203,504,149	\$ 5,092,058,514	

2020 ABSTRACT OF RATABLES ~ COUNTY OF SALEM

12

APPORTIONMENT OF TAXES

Section A

TAXING DISTRICT	I Total County Taxes Apportioned (Including Total Net Adjustments)	II Adjustments Resulting From				III Net County Taxes Apportioned (12AI + 12AII)	IV Municipal Budget State Aid (R.S. 52:27D- 118:40)	V Net County Taxes Apportioned Less Municipal Budget State Aid (Col. AIII - IV)	
		(a)		(b)					
		County Equalization Table Appeals (R.S. 54:51A-4)		Appeals and Corrected Errors (R.S. 54:4-49; R.S. 54:4-53)					
		DEDUCT	ADD	DEDUCT	ADD				
		OVERPAYMENT	UNDERPAYMENT	OVERPAYMENT	UNDERPAYMENT				
1 ALLOWAY	\$ 3,542,988.23			\$ 4,882.44	\$ -	\$ 3,538,105.79	\$ -	\$ 3,538,105.79	1
2 CARNEY'S POINT	\$ 7,626,455.07			\$ 126,755.75	\$ -	\$ 7,499,699.32	\$ -	\$ 7,499,699.32	2
3 ELMER	\$ 1,368,529.58			\$ 2,149.18	\$ -	\$ 1,366,380.40	\$ -	\$ 1,366,380.40	3
4 ELSINBORO	\$ 1,237,527.70			\$ 5,069.27	\$ -	\$ 1,232,458.43	\$ -	\$ 1,232,458.43	4
5 LOWER ALLOWAY CREEK	\$ 3,185,292.04			\$ -	\$ -	\$ 3,185,292.04	\$ -	\$ 3,185,292.04	5
6 MANNINGTON	\$ 2,186,272.20			\$ 10,008.00	\$ -	\$ 2,176,264.20	\$ -	\$ 2,176,264.20	6
7 OLDMANS	\$ 3,226,849.82			\$ 3,963.31	\$ -	\$ 3,222,886.51	\$ -	\$ 3,222,886.51	7
8 PENNS GROVE	\$ 1,574,073.49			\$ 4,806.17	\$ -	\$ 1,569,267.32	\$ -	\$ 1,569,267.32	8
9 PENNSVILLE	\$ 12,464,464.83			\$ 37,711.73	\$ -	\$ 12,426,753.10	\$ -	\$ 12,426,753.10	9
10 PILESGROVE	\$ 5,521,547.57			\$ 31,586.32	\$ -	\$ 5,489,961.25	\$ -	\$ 5,489,961.25	10
11 PITTS GROVE	\$ 7,866,834.94			\$ 8,370.70	\$ -	\$ 7,858,464.24	\$ -	\$ 7,858,464.24	11
12 QUINTON	\$ 2,139,490.90			\$ 2,644.37	\$ -	\$ 2,136,846.53	\$ -	\$ 2,136,846.53	12
13 SALEM	\$ 1,691,703.61			\$ 8,475.29	\$ -	\$ 1,683,228.32	\$ -	\$ 1,683,228.32	13
14 UPPER PITTS GROVE	\$ 4,053,160.61			\$ 11,043.08	\$ -	\$ 4,042,117.53	\$ -	\$ 4,042,117.53	14
15 WOODSTOWN	\$ 3,269,390.06			\$ 11,757.94	\$ -	\$ 3,257,632.12	\$ -	\$ 3,257,632.12	15
	\$ 60,954,580.65	\$ -	\$ -	\$ 269,223.55	\$ -	\$ 60,685,357.10	\$ -	\$ 60,685,357.10	
				\$ 269,223.55					

2020 ABSTRACT OF RATABLES ~ COUNTY OF SALEM

12											
APPORTIONMENT OF TAXES											
Section B			Section C							Section D	
Local Taxes To Be Raised For											
County	(b) Local Health Services Taxes (R.S. 26:3A2-19)	(c) County Open Space Tax	I			II			Total Tax Levy On Which Tax Rate Is Computed (12AV+B(a)+B(b)+B(c)+ C(a)+C(b)+C(c)+CII)		
			District School Purposes			Local Municipal Purposes					
			(a) As Required By District School Budget	(b) Regional Consolidation And Joint School Budgets	(c) As Required By Local Municipal Budget	(a) Local Municipal Budget	(b) Municipal Open Space	(c) Municipal Library			
1	ALLOWAY	\$ -	\$ -	\$ 59,386.53	\$ 4,349,540.00	\$ -	\$ -	\$ 811,483.30	\$ 14,137.00	\$ -	\$ 8,772,652.62
2	CARNEY'S POINT	\$ -	\$ -	\$ 125,718.87	\$ -	\$ 9,842,855.00	\$ -	\$ 4,054,242.84	\$ 6,432.71	\$ -	\$ 21,528,948.74
3	ELMER	\$ -	\$ -	\$ 22,934.81	\$ 1,879,226.00	\$ -	\$ -	\$ 689,755.00	\$ -	\$ -	\$ 3,958,296.21
4	ELSINBORO	\$ -	\$ -	\$ 20,687.13	\$ 1,553,736.00	\$ -	\$ -	\$ 456,846.04	\$ -	\$ -	\$ 3,263,727.60
5	LOWER ALLOWAY CREEK	\$ -	\$ -	\$ 53,469.56	\$ -	\$ -	\$ -	\$ -	\$ -	\$ -	\$ 3,238,761.60
6	MANNINGTON	\$ -	\$ -	\$ 36,526.50	\$ 3,015,681.00	\$ -	\$ -	\$ 510,215.64	\$ 36,329.86	\$ -	\$ 5,775,017.20
7	OLDMANS	\$ -	\$ -	\$ 54,099.16	\$ 3,172,335.00	\$ -	\$ -	\$ 434,614.61	\$ 51,148.88	\$ -	\$ 6,935,084.16
8	PENNS GROVE	\$ -	\$ -	\$ 26,337.99	\$ -	\$ 2,116,194.00	\$ -	\$ 3,137,316.43	\$ -	\$ -	\$ 6,849,115.74
9	PENNSVILLE	\$ -	\$ -	\$ 208,580.21	\$ 23,198,318.00	\$ -	\$ -	\$ 8,902,642.29	\$ -	\$ -	\$ 44,736,293.60
10	PILESGROVE	\$ -	\$ -	\$ 92,132.01	\$ -	\$ 8,181,538.00	\$ -	\$ 1,344,151.00	\$ 140,805.99	\$ -	\$ 15,248,588.25
11	PITTSGROVE	\$ -	\$ -	\$ 131,907.66	\$ 11,769,075.00	\$ -	\$ -	\$ 2,039,783.55	\$ 60,168.08	\$ -	\$ 21,859,398.53
12	QUINTON	\$ -	\$ -	\$ 35,867.29	\$ 2,751,959.00	\$ -	\$ -	\$ 670,252.78	\$ -	\$ -	\$ 5,594,925.60
13	SALEM	\$ -	\$ -	\$ 28,249.01	\$ 2,571,489.00	\$ -	\$ -	\$ 4,569,544.70	\$ -	\$ 45,361.66	\$ 8,897,872.69
14	UPPER PITTSGROVE	\$ -	\$ -	\$ 67,839.68	\$ 4,464,529.00	\$ -	\$ -	\$ 656,000.00	\$ 68,318.00	\$ -	\$ 9,298,804.21
15	WOODSTOWN	\$ -	\$ -	\$ 54,675.29	\$ -	\$ 4,881,355.00	\$ -	\$ 2,069,297.26	\$ 41,343.00	\$ -	\$ 10,304,302.67
		\$ -	\$ -	\$ 1,018,411.70	\$ 58,725,888.00	\$ 25,021,942.00	\$ -	\$ 30,346,145.44	\$ 418,683.52	\$ 45,361.66	\$ 176,261,789.42

2020 ABSTRACT OF RATABLES ~ COUNTY OF SALEM

		13							
		REAL PROPERTY EXEMPT FROM TAXATION							
		(a)	(b)	(c)	(d)	(e)	(f)	(g)	
		Public School Property	Other School Property	Public Property	Church and Charitable Property	Cemeteries and Graveyards	Other Exemptions Not Included in Foregoing Classifications	Total Amount of Real Property Exempt From Taxation (a+b+c+d+e+f)	
1	ALLOWAY	\$ 6,322,500	\$ 6,301,300	\$ 21,083,400	\$ 4,319,700	\$ 56,700	\$ 4,839,400	\$ 42,923,000	1
2	CARNEY'S POINT	\$ 98,115,800	\$ 7,492,400	\$ 35,061,500	\$ 25,542,900	\$ 17,900	\$ 26,422,300	\$ 192,652,800	2
3	ELMER	\$ 1,905,100	\$ -	\$ 3,954,200	\$ 27,670,700	\$ -	\$ 956,500	\$ 34,486,500	3
4	ELSINBORO	\$ 1,130,000	\$ -	\$ 1,639,600	\$ 794,500	\$ 40,400	\$ 2,273,100	\$ 5,877,600	4
5	LOWER ALLOWAY CREEK	\$ 4,308,500	\$ -	\$ 11,766,400	\$ 1,664,200	\$ 74,300	\$ 744,000	\$ 18,557,400	5
6	MANNINGTON	\$ 13,598,200	\$ 1,120,000	\$ 36,336,400	\$ 2,389,800	\$ 63,100	\$ 1,627,700	\$ 55,135,200	6
7	OLDMANS	\$ 7,988,900	\$ -	\$ 35,196,500	\$ 5,500,300	\$ 201,200	\$ 149,163,100	\$ 198,050,000	7
8	PENNS GROVE	\$ 12,391,400	\$ -	\$ 18,447,100	\$ 9,756,300	\$ 184,100	\$ 7,376,500	\$ 48,155,400	8
9	PENNSVILLE	\$ 40,085,000	\$ 347,400	\$ 49,473,300	\$ 31,372,800	\$ 657,600	\$ 20,216,500	\$ 142,152,600	9
10	PILESGROVE	\$ 464,100	\$ -	\$ 9,914,300	\$ 6,560,000	\$ 647,600	\$ 11,620,200	\$ 29,206,200	10
11	PITTSGROVE	\$ 21,700,500	\$ -	\$ 20,837,200	\$ 6,711,700	\$ 455,700	\$ 15,608,100	\$ 65,313,200	11
12	QUINTON	\$ 5,667,700	\$ -	\$ 2,296,100	\$ 6,489,200	\$ 20,100	\$ 5,698,300	\$ 20,171,400	12
13	SALEM	\$ 8,440,200	\$ 1,214,200	\$ 27,739,500	\$ 15,635,500	\$ 774,100	\$ 14,779,700	\$ 68,583,200	13
14	UPPER PITTSGROVE	\$ 11,703,400	\$ -	\$ 1,898,900	\$ 5,926,100	\$ 518,600	\$ 9,604,100	\$ 29,651,100	14
15	WOODSTOWN	\$ 17,511,300	\$ -	\$ 19,012,500	\$ 10,168,400	\$ 10,000	\$ 19,068,000	\$ 65,770,200	15
		\$ 251,332,600	\$ 16,475,300	\$ 294,656,900	\$ 160,502,100	\$ 3,721,400	\$ 289,997,500	\$ 1,016,685,800	

2020 ABSTRACT OF RATABLES ~ COUNTY OF SALEM

		14				15			
		AMOUNT OF MISCELLANEOUS REVENUES FOR THE SUPPORT OF THE LOCAL MUNICIPAL BUDGET				DEDUCTIONS ALLOWED (C. 73, L. 1976)			
		(a)	(b)	(c)	(d)	(a)	(b)		
		Surplus Revenues Apportioned	Receipts From Revenues Anticipated	Receipts From Delinquent Tax and Liens	Total of Miscellaneous Revenues (a+b+c)	Full Estimated Amount of Senior Citizen, Totally Disabled and Surviving Spouse Deductions Allowed (C. 129, L. 1976)	Veterans Deductions		
								TAXING DISTRICT	
1	ALLOWAY	\$ 135,712.57	\$ 745,860.45	\$ 140,000.00	\$ 1,021,573.02	\$ 10,250	\$ 34,000	ALLOWAY	1
2	CARNEY'S POINT	\$ 1,163,500.00	\$ 4,632,955.08	\$ 700,000.00	\$ 6,496,455.08	\$ 16,875	\$ 56,500	CARNEYS POINT TWP	2
3	ELMER	\$ 178,260.00	\$ 209,356.27	\$ 39,528.73	\$ 427,145.00	\$ 5,500	\$ 7,250	ELMER	3
4	EL SINBORO	\$ 226,710.00	\$ 127,154.00	\$ 32,285.00	\$ 386,149.00	\$ 1,500	\$ 11,500	EL SINBORO	4
5	LOWER ALLOWAY CREEK	\$ 1,523,401.86	\$ 7,907,263.74	\$ 20,000.00	\$ 9,450,665.60	\$ 6,000	\$ 17,250	LOWER ALLOWAYS CREE	5
6	MANNINGTON	\$ 303,000.00	\$ 330,847.00	\$ 97,550.00	\$ 731,397.00	\$ 5,500	\$ 11,750	MANNINGTON	6
7	OLDMANS	\$ 785,000.00	\$ 1,151,090.91	\$ 100,000.00	\$ 2,036,090.91	\$ 3,500	\$ 21,750	OLDMANS TWP	7
8	PENNS GROVE	\$ 344,150.00	\$ 2,940,273.98	\$ 530,000.00	\$ 3,814,423.98	\$ 3,750	\$ 12,750	PENNS GROVE	8
9	PENNSVILLE	\$ 2,100,000.00	\$ 6,784,709.01	\$ 833,000.00	\$ 9,717,709.01	\$ 21,250	\$ 124,750	PENNSVILLE	9
10	PILESGROVE	\$ 424,340.87	\$ 726,412.97	\$ 391,820.00	\$ 1,542,573.84	\$ 3,500	\$ 33,000	PILESGROVE	10
11	PITTS GROVE	\$ 519,000.00	\$ 1,319,790.66	\$ 200,000.00	\$ 2,038,790.66	\$ 26,750	\$ 66,000	PITTS GROVE	11
12	QUINTON	\$ 258,950.00	\$ 617,032.70	\$ 182,000.00	\$ 1,057,982.70	\$ 11,250	\$ 21,250	QUINTON TWP	12
13	SALEM	\$ 834,000.00	\$ 4,152,198.22	\$ 620,000.00	\$ 5,606,198.22	\$ 8,000	\$ 22,000	SALEM	13
14	UPPER PITTS GROVE	\$ 369,354.08	\$ 713,274.45	\$ 300,000.00	\$ 1,382,628.53	\$ 8,500	\$ 23,000	UPPER PITTS GROVE	14
15	WOODSTOWN	\$ 275,000.00	\$ 1,638,947.59	\$ 240,000.00	\$ 2,153,947.59	\$ 5,750	\$ 26,500	WOODSTOWN	15
		\$ 9,440,379.38	\$ 33,997,167.03	\$ 4,426,183.73	\$ 47,863,730.14	\$ 137,875	\$ 489,250		

ADDENDUM #1 TO ABSTRACT OF RATABLES FOR SALEM COUNTY

TOTAL TAXABLE VALUE OF PARTIAL EXEMPTIONS AND ABATEMENTS (COL. 3)

	9	10	11	12	13	14	15	16		
	DWELLING ABATEMENT Chapter 441 P.L. 1991 R.S.40A:21-5	DWELLING EXEMPTION Chapter 441 P.L. 1991 R.S.40A:21-5	NEW DWELL /CONVERSION ABATEMENT Chapter 441 P.L. 1991 R.S.40A:21-5	NEW DWELL /CONVERSION EXEMPTION Chapter 441 P.L. 1991 R.S.40A:21-5	MULTI DWELL /CONVERSION ABATEMENT Chapter 441 P.L. 1991 R.S.40A:21-6	MULTI DWELL /CONVERSION EXEMPTION Chapter 441 P.L. 1991 R.S.40A:21-6	COMMERCIAL / INDUSTRIAL EXEMPTION Chapter 441 P.L. 1991 R.S.40A:21-7	TOTAL ASSESSED VALUE AS REFLECTED IN COLUMN 3 OF THE ABSTRACT OF RATABLES	Taxing District	
1	-	-	-	-	-	-	-	-	ALLOWAY	1
2	-	-	-	-	-	-	-	-	CARNEYS POINT TWP	2
3	-	-	-	-	-	-	-	-	ELMER	3
4	-	-	-	-	-	-	-	-	ELSINBORO	4
5	-	-	-	-	-	-	-	-	LOWER ALLOWAYS CP	5
6	-	-	-	-	-	-	-	-	MANNINGTON	6
7	-	-	-	-	-	-	-	-	OLDMANS TWP	7
8	-	-	-	-	-	-	-	-	PENNS GROVE	8
9	-	-	-	-	-	-	-	-	PENNSVILLE	9
10	-	-	-	-	-	-	-	-	PILESGROVE	10
11	-	-	-	-	-	-	-	-	PITTSGROVE	11
12	-	-	-	-	-	-	-	-	QUINTON TWP	12
13	-	-	66,480	-	-	-	-	66,480	SALEM	13
14	-	-	-	-	-	-	-	-	UPPER PITTSGROVE	14
15	-	-	-	-	-	-	-	-	WOODSTOWN	15
	-	-	66,480	-	-	-	-	66,480		

ADDENDUM #2 TO ABSTRACT OF RATABLES FOR SALEM COUNTY

ADDENDUM #2 TO ABSTRACT OF RATABLES FOR SALEM COUNTY										
		1	2	3	4	5				
		C.12 PL1977 IN LIEU OF TAX	NJ HOUSING FINANCE AGENCY	URBAN RENEWAL	OTHER	TOTAL				
Taxing District										
1	ALLOWAY	-	-	-	-	-				
2	CARNEYS POINT TWP	-	-	-	-	-				
3	ELMER	-	-	-	-	-				
4	ELSINBORO	-	-	-	-	-				
5	LOWER ALLOWAYS CRE	-	-	-	-	-				
6	MANNINGTON	-	-	-	-	-				
7	OLDMANS TWP	-	-	-	-	-				
8	PENNS GROVE	-	-	-	-	-				
9	PENNSVILLE	-	-	-	-	-				
10	PILESGROVE	-	-	-	-	-				
11	PITTSGROVE	-	-	-	-	-				
12	QUINTON TWP	-	-	-	-	-				
13	SALEM	-	-	-	-	-				
14	UPPER PITTSGROVE	-	-	-	-	-				
15	WOODSTOWN	-	-	-	-	-				
		\$ -	\$ -	\$ -	\$ -	\$ -				

ADDENDUM #3 TO ABSTRACT OF RATABLES FOR SALEM COUNTY

		State Aid Adjustment for BPP			REAP Distribution Summary		
		1	2	3	4	5	6
		COUNTY (12AV)	SCHOOL (12AV)	MUNICIPAL (12AV)	ELIGIBLE PROPERTY ASSESSMENTS	R.E.A.P. AID	TAX RATE CREDIT
Taxing District							
1	ALLOWAY	-	-	-			-
2	CARNEYS POINT TWP	-	-	-			-
3	ELMER	-	9,121	-			-
4	ELSINBORO	-	-	-			-
5	LOWER ALLOWAYS C	-	-	-			-
6	MANNINGTON	-	-	-			-
7	OLDMANS TWP	-	-	-			-
8	PENNS GROVE	-	14,953	-			-
9	PENNSVILLE	-	-	-			-
10	PILESGROVE	-	-	-			-
11	PITTSGROVE	-	-	-			-
12	QUINTON TWP	-	-	-			-
13	SALEM	-	16,283	-			-
14	UPPER PITTSGROVE	-	-	-			-
15	WOODSTOWN	-	11,266	-			-
		\$ -	\$ 51,623	\$ -	\$ -	\$ -	


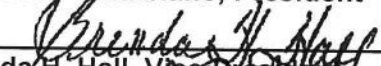
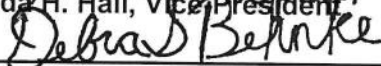

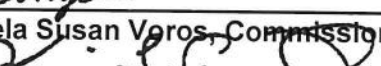

OVERALL COUNTY TAX RATES					
THE DEBITS AND CREDITS FOUND BELOW ARE ATATUTORY ADJUSTMENTS MADE TO THE APPROVED BUDGETS DUE TO OVERPAYMENTS AND UNDERPAYMENTS OF PRIOR YEAR TAXES AS RESULT OF BOTH COUNTY AND STATE TAX APPEAL JUDGMENTS.		SUM OF NET VALUATIONS ON WHICH COUNTY TAXES ARE APPORTIONED (COL 11,ABSTRACT OF RATABLES) FOR PARTICIPATING MUNICIPALITIES		TOTAL TAXES APPORTIONED	OVERALL COUNTY TAX RATES
		COLUMN A		COLUMN B	COLUMN C (COL. B / COL. A)
COUNTY BUDGET	\$	60,685,357.10			
CREDIT					
DEBIT	\$	269,223.55			
TAXES APPORTIONED	\$	60,954,580.65	\$ 5,092,058,514	\$ 60,954,580.65	1.19705185
County Percentage Level of Taxable Value of Real Property is 100%					


SPECIAL TAXING DISTRICTS				
FIRE DISTRICTS FOR PITTS GROVE TWP.		BUDGET	RATABLES	RATE
	District #1	\$204,270	\$156,645,643	0.131
	District #2	\$280,227	\$261,593,090	0.108
	District#3	\$296,682	\$183,442,043	0.162

2020 ABSTRACT CERTIFICATION

Total Amount of Miscellaneous Revenues including Surplus Revenues Apporopriated For the Support of the County Budget	\$26,407,755.29
Rate per \$100 to be applied to Column 11 for apportionment of County Taxes	1.19705185
Net County Taxes Apportioned (Column 12A III)	\$60,685,357.10
* Adjustments (Net Total (Column 12A I))	(\$269,223.55)
Total County Taxes Apportioned (including adjustments - Total 12 A I)	\$60,954,580.65
* Net Overpayments are added to the Net Taxes Apportioned; Net Underpayments are deducted from the net Taxes Apportioned	
Rate per \$100 to be applied to Column for apportionment of County Open Space Taxes	0.02009418
County Percentage Level of Taxable Values of Real Property is 100%	

SALEM COUNTY BOARD OF TAXATION

 _____ Steven H. Caltabiano, President
 _____ Brenda H. Hall, Vice President
 _____ Debra Behnke, Commissioner
 _____ Angela Susan Voros, Commissioner
 _____ Kevin L. Grouch, Commissioner
 _____ Kelly Hammigan, County Treasurer

ATTEST: 

 John Snyder, Tax Administrator

I hereby certify this to be a true copy of the Abstract of Ratables and Exemptions for the County of SALEM, State of New Jersey for the year 2019 as filed with me by the SALEM COUNTY BOARD OF TAXATION

SALEM COUNTY 2020 TAX RATE BREAKDOWN

MUNICIPALITY		LAST REVAL/ REASS	DIRECTOR'S RATIO		COUNTY OPEN SPACE	SCHOOL TAX RATE	MUNICIPAL (LOCAL PURPOSE) TAX RATE	MUNICIPAL OPEN SPACE TAX RATE	TOTAL TAX RATE	FIRE DISTRICT F1	FIRE DISTRICT F2	FIRE DISTRICT F3	LOCAL LIBRARY TAX
01	ALLOWAY TWP	2010	95.98	\$ 1.250	\$ 0.021	\$ 1.537	\$ 0.286	\$ 0.005	\$ 3.099				
02	CARNEYS POINT TWP	2019	102.4	\$ 1.166	\$ 0.020	\$ 1.530	\$ 0.630	\$ 0.001	\$ 3.347				
03	ELMER BOROUGH	2006	92.08	\$ 1.304	\$ 0.022	\$ 1.793	\$ 0.658		\$ 3.777				
04	ELSINBORO TWP	2008	112.21	\$ 1.066	\$ 0.018	\$ 1.344	\$ 0.394		\$ 2.822				
05	LOWER ALLOWAY CREEK	2004	80.97	\$ 1.485	\$ 0.025	\$ -	\$ -		\$ 1.510				
06	MANNINGTON TWP	2006	101.17	\$ 1.199	\$ 0.021	\$ 1.660	\$ 0.280	\$ 0.020	\$ 3.180				
07	OLDMANS TWP	2009	97.66	\$ 1.261	\$ 0.022	\$ 1.240	\$ 0.169	\$ 0.020	\$ 2.712				
08	PENNS GROVE BOROUGH	2019	105.01	\$ 1.148	\$ 0.020	\$ 1.547	\$ 2.294		\$ 5.009				
09	PENNSVILLE TWP	2010	100.02	\$ 1.246	\$ 0.021	\$ 2.325	\$ 0.891		\$ 4.483				
10	PILESGROVE TWP	2007	102.06	\$ 1.170	\$ 0.020	\$ 1.743	\$ 0.286	\$ 0.030	\$ 3.249				
11	PITTSGROVE TWP	2004	91.98	\$ 1.307	\$ 0.022	\$ 1.956	\$ 0.339	\$ 0.010	\$ 3.634	\$ 0.131	\$ 0.108	\$ 0.162	
12	QUINTON TWP	2020	101.9	\$ 1.180	\$ 0.020	\$ 1.519	\$ 0.370		\$ 3.089				
13	SALEM CITY	2017	90.82	\$ 1.346	\$ 0.023	\$ 2.055	\$ 3.652		\$ 7.112				0.036
14	UPPER PITTSGROVE TWP	2020	101.44	\$ 1.184	\$ 0.020	\$ 1.307	\$ 0.192	\$ 0.020	\$ 2.723				
15	WOODSTOWN BOROUGH	2008	101.13	\$ 1.182	\$ 0.020	\$ 1.772	\$ 0.750	\$ 0.015	\$ 3.739				

SALEM RATIO 98.61

2020 GENERAL TAX RATE / 1.19705185

2020 TOTAL TAXABLE LINE ITEMS AND ASSESSMENTS FOR SALEM COUNTY

SR-3A SUMMARY

	Class 1 Count	Class 1 Value	Class 2 Count	Class 2 Value	Class 3A Count	Class 3A Value	Class 3B Count	Class 3B Value	Class 4A Count	Class 4A Value	Class 4B Count	Class 4B Value	Class 4C Count	Class 4C Value	Total Line Items	*Net Total Taxable
Alloway Twp.	294	6,507,000	1,095	211,902,300	221	46,686,400	492	6,031,000	34	11,620,000					2,136	282,746,700
Carneys Point	393	17,728,500	2,619	378,215,600	73	12,008,500	148	2,002,900	158	105,557,100	10	100,467,300	6	27,291,100	3,407	643,271,000
Elmer	51	1,133,800	476	79,113,900	4	709,000	14	77,800	68	23,787,500					613	104,822,000
Elsinboro	130	3,828,500	537	95,970,400	42	10,770,800	87	1,386,100	8	3,434,100					804	115,389,900
Lower Alloways Creek	225	2,973,000	557	71,257,000	139	20,874,100	224	3,805,200	9	1,485,000	1	113,498,600			1,155	213,892,900
Mannington	220	4,324,600	417	71,844,800	179	46,477,400	378	7,487,600	39	20,682,700	4	30,329,900			1,237	181,147,000
Oldmans	195	17,036,500	639	123,441,500	98	21,138,900	314	3,049,000	31	10,823,300	16	80,255,200			1,293	255,744,400
Penns Grove	296	2,705,400	1,207	105,077,000					106	25,854,700			7	3,100,700	1,616	136,737,800
Pennsville	666	20,379,832	4,632	711,130,043	53	10,551,600	165	1,556,200	202	106,102,440	3	117,114,500	16	29,698,300	5,737	996,532,915
Pilesgrove	183	7,435,200	1,219	331,725,400	220	64,235,200	437	9,561,300	73	48,929,900			4	7,466,300	2,136	469,353,300
Pittsgrove	400	11,506,100	2,574	482,461,800	277	50,794,800	625	5,501,900	85	50,429,700					3,961	600,694,300
Quinton	324	4,221,500	881	131,886,600	112	20,475,000	283	3,114,700	51	20,199,900			1	461,400	1,652	180,359,100
Salem City	197	2,275,500	1,496	68,430,720	2	153,500	10	126,500	118	33,031,200	11	12,912,500	12	5,887,400	1,846	122,817,320
Upper Pittsgrove	139	5,752,300	894	208,405,000	321	87,009,800	708	10,772,200	73	28,159,900	2	1,493,100			2,137	341,592,300
Woodstown	64	2,397,000	1,099	225,466,900	1	75,000	7	30,700	88	37,584,000			11	10,064,400	1,270	275,618,000
Totals	3,777	110,204,732	20,342	3,296,328,963	1,742	391,960,000	3,892	54,503,100	1,143	527,681,440	47	456,071,100	57	83,969,600	31,000	4,920,718,935

*Net Taxable Value of Land and Improvements / Column 4 Abstract of Ratables
 J. Snyder 1/26/2020 SR-3A SUMMARY

SALEM COUNTY BOARD OF TAXATION
 110 FIFTH ST., SUITE 300
 SALEM, NJ 08079
 PHONE:(856)935-7510 ext.8274
 FAX:(856)935-3243

2020 SALEM COUNTY TAX ASSESSORS

TAXING DISTRICT	ASSESSORS	TELEPHONE NUMBER	P. O. ADDRESS	ASSESSOR AND OFFICE STAFF HOURS PUBLIC HOURS
Alloway Township allowayassessor@comcast.net	Lisa Perella	935-4080 Ext. 207 Fax 935-9198	P. O. Box 357, Alloway, NJ 08001	Assessor: Wednesday 3:30 - 5:30pm Staff: Wednesday 3:30 – 5:30pm
Carneys Point Township	Kathleen Hill	299-0070 Ext. 119 Fax 299-1564	Town Hall, 303 Harding Hwy., Carneys Point, NJ 08069	Assessor: Mon. 5:30 – 8:00pm Staff Hrs: Mon 4:30-5:30 Tues-Thurs2:00-4:30 Fri 2:00-3:30
Elmer Borough assessor@elmerboroughnj.com	Greg Busa	358-4010 Ext. 117 Fax 358-4870	120 S. Main St., P. O. Box 882, Elmer, NJ 08318	Assessor: Friday 12:00pm – 2:00pm
Elsinboro Township marie.procacci@hotmail.com	Marie Procacci	609-381-3800 Fax 935-9011	619 Salem-Ft Elfsborg Rd., Salem NJ 08079	Assessor: 1 st & 3 rd Thursday 4:45pm-6:00pm No office staff.
Lower Alloways CreekTwp. lacassessor@yahoo.com	Lisa Perella	759-4610 Fax 935-9176	P. O. Box 157, Hancocks Bridge, NJ 08038	Assessor: 1 st & 3 rd Monday 9:30-11:30am Field hours as needed. No office staff.
Mannington Township taxassessor@manningtontwp.com	Donna Harris	935-2359 Ext.106 Fax 935-6557	491 Rt 45, Mannington, NJ 08079	Assessor: Mon. 6:30- 8:00pm & 1 st Thurs each month 7:00-8:30pm Staff – same as Assessor.
Oldmans Township mraio2@comcast.net	Michael Raio	299-6600 Fax 299-4890	P. O. Box 416, 40 Freed Rd., Pedricktown, NJ 08067	Assessor: Thursday 6:00–8:00 pm. No office staff Field inspections as needed
Penns Grove Borough mprocacci@pennsgrove-nj.org	Marie Procacci	299-0098 Ext. 116 Fax 299-3411	1 State Street, Penns Grove, NJ 08069	Assessor: Wed. 4:45- 6:45pm No office staff
Pennsville Township pvtaxassessor@pvtwp.com	Marie Procacci	678-3089 Ext 135 Fax 678-3023	90 N. Broadway, Pennsville, NJ 08070	Assessor: Wed. 9:00am-4:30pm Thurs9:00-12:30 Staff: Mon-Thurs 8:30am-2:30pm Fri 8:30-1:30
Pilesgrove Township pgassessor@pilesgrovenj.org	Roy Duffield	769-3222 Ext.5 Fax 769-5490	1180 Route 40, Pilesgrove, NJ 08098	Assessor: Tuesday 6:00-8:00pm No office staff. Field hrs as needed
Pittsgrove Township lperella@pittsgrovetownship.com	Lisa J. Perella	358-2300 Ext. 6011 Fax 358-3055	989 Centerton Road, Pittsgrove, NJ 08318	Assessor:Tues.& Thurs. 8:30am–5:00 pm-Wed.- 8:30am-3:00 pm. Staff: M-F 8:30am-5:00pm
Quinton Township qtntwpassessor@comcast.net	Brian Rosenberger	935-1998 Fax 935-6817	P. O. Box 65, Quinton, NJ 08072	Assessor: 2 nd & 4 th Thurs 5:00-7:00pm No office staff Field hrs as needed
Salem City marie.procacci@hotmail.com	Marie Procacci	935-2024 Ext. 217 Fax 935-6360	17 New Market Street, Salem, NJ 08079	Assessor: Thurs. 1 – 4:30 pm.; field hrs as needed
Upper Pittsgrove Twp. upperpittsgroveassessor@comcast.net	Michael Raio	358-3890 Fax 358-1160	431 Route 77, Elmer, NJ 08318	Assessor: Tuesday. 6:00-8:00pm No office staff. Field hrs as needed
Woodstown Borough woodstowntaxassessor@yahoo.com	Greg Busa	769-2200 Ext. 25 Fax 769-4297	Borough Hall, P. O. Box 286, Woodstown, NJ 08098	Assessor: Friday. 8:00 - 12:00 am No office staff.

2020 SALEM COUNTY TAX COLLECTORS

TAXING DISTRICT/ COLLECTOR	TELEPHONE NUMBER	FAX NUMBER	COLLECTOR'S HOURS
Alloway D. Michelle Allen allowaycoll@comcast.net	935-4080 Ext. 206	935-9198	Thursday 3:30 – 6:30 pm
Carneys Point Jennifer Koeturius jenk@carneypointtwp.org	299-0070 Ext. 143	299-5505	Mon. – Fri. 8:00am-4:30pm Staff: John Macconi
Elmer James V Davis collector@elmerboroughnj.com	358-4010 Ext. 116	358-4870	Tuesday – 5:00pm – 8:00pm
Elsinboro Elizabeth C Wallender collector@elsinborotownship.com	935-2200	935-9011	Monday & Wednesday 12:00 – 6:00 pm Deputy: Ida Forest
LAC D. Michelle Allen txcltr@lowerallowayscreek-nj.gov	935-1549 Ext.6250	935-1675	Tues. 7:30 – 10:30 am; Tues. 3:30 – 6:00pm
Mannington Suzanne D. Pierce taxcollector@manningtontwp.com	935-2359 Ext. 4	935-6557	Monday 5–8:00pm 1 st Thurs. each month 7:00–8:30pm (Tax quarter to be posted quarterly)
Oldmans Susan Defrancesco taxcollector@oldmantownship.com	299-2770	299-4890	Tuesday & Thursday 5:00 –7:00 pm. Staff: Kathleen Diorio
Penns Grove Jennifer Koeturius jenk@carneypointtwp.org	299-0070 Ext. 143	299-5505	Mon. – Fri. 8:00am - 4:30pm Staff: John Macconi
Pennsville Lauren Schoonmaker pvtaxofc@pvtwp.com	678-3089 Ext134	678-3023	Mon. – Fri. 8:30 am – 4:30 pm
Pilesgrove D. Michelle Allen pgtaxcol@pilesgrovenj.org	769-4186	769-5490	Tues. & Thurs. 8:30 am – 12:30 pm Staff: 8:30am – 4pm Mon, Tues, Wed, Thurs.
Pittsgrove Jennafer Hernandez jhernandez@pittsgrovetownship.com	358-2300 Ext 6016	358-3055	Mon. 8:30am– 6:30pm; Tues.-Wed. -Thurs. 8:30am-5:00pm Fri.8:30-11:30(closed for lunch hour) 12:30-5:00
Quinton D. Michelle Allen tax@quintonnj.com	935-4529	935-6817	Tues. 9:00am-3:00pm; Wed. 3:30-5:30pm
Salem City Kenia Nunez knunez@cityofsalemnj.gov	935-0372 Ext. 1	935-6360	Mon. – Fri. 8:30am – 4:00pm Closed for lunch 12:00 to 1:00
Upper Pittsgr. Susan Defrancesco uptreasurer@hotmail.com	358-3890	358-1160	Wednesday 9:00 am – 3:00 pm; Thursday 9:00 am – 1:00 pm and by appt.
Woodstown Suzanne D. Pierce woodstowntax@comcast.net	769-2200 Ext 8	769-4297	Thurs. 9:00am – 2pm; 2 nd Wed night of month 5:00pm – 7:00pm (Tax quarter to be posted quarterly)