

Salem County Board of Taxation



2019 ABSTRACT OF RATABLES

Steven H. Caltabiano, CTA, President
G. Christopher Connor, Commissioner

Brenda H. Hall, Vice-President
Kevin L. Crouch, Commissioner

Angela Susan Voros, Commissioner

John Snyder, CTA, Tax Administrator
Kathy McAllister, Adm. Clerk/OPRA Custodian
110 Fifth St. Suite 300, Salem, New Jersey 08079

Telephone: 856-935-7510 Ext. 8274 ~ FAX 856-935-3243

2019 ABSTRACT OF RATABLES ~ COUNTY OF SALEM

		1		2	3	4	5	6	
		TAXABLE VALUE		Total Taxable Value of Land and Improvements (Col. 1(a) + (b))	Total Taxable Value of Partial Exemptions and Abatements (Assessed Value)	Net Total Taxable Value of Land and Improvements (Col. 2 - 3)	Taxable Value of Machinery, Implements and Equipment of Telephone, Telegraph and Messenger System Companies (C. 138, L. 1966)	Net Valuation Taxable (Col. 4 + 5)	
		(a)	(b)						
TAXING DISTRICT		Land	Improvements (Includes partial Exemptions and Abatements)						
1	ALLOWAY	\$ 90,143,800	\$ 191,224,800	\$ 281,368,600		\$ 281,368,600	\$ 397,375	\$ 281,765,975	1
2	CARNEY'S POINT	\$ 180,626,300	\$ 457,671,400	\$ 638,297,700		\$ 638,297,700	\$ -	\$ 638,297,700	2
3	ELMER	\$ 21,668,400	\$ 83,894,800	\$ 105,563,200		\$ 105,563,200	\$ -	\$ 105,563,200	3
4	ELSINBORO	\$ 43,320,700	\$ 72,649,400	\$ 115,970,100		\$ 115,970,100	\$ 264,641	\$ 116,234,741	4
5	LOWER ALLOWAY CREEK	\$ 32,865,100	\$ 180,368,500	\$ 213,233,600		\$ 213,233,600	\$ 453,058	\$ 213,686,658	5
6	MANNINGTON	\$ 43,841,800	\$ 145,522,900	\$ 189,364,700		\$ 189,364,700	\$ 493,335	\$ 189,858,035	6
7	OLDMANS	\$ 70,075,700	\$ 170,807,700	\$ 240,883,400		\$ 240,883,400	\$ -	\$ 240,883,400	7
8	PENNS GROVE	\$ 33,003,000	\$ 104,372,200	\$ 137,375,200		\$ 137,375,200	\$ -	\$ 137,375,200	8
9	PENNSVILLE	\$ 334,882,775	\$ 670,254,840	\$ 1,005,137,615		\$ 1,005,137,615	\$ 1,545,538	\$ 1,006,683,153	9
10	PILESGROVE	\$ 164,569,500	\$ 305,048,100	\$ 469,617,600		\$ 469,617,600	\$ -	\$ 469,617,600	10
11	PITTS GROVE	\$ 166,107,900	\$ 434,701,400	\$ 600,809,300		\$ 600,809,300	\$ 966,771	\$ 601,776,071	11
12	QUINTON	\$ 55,575,800	\$ 135,128,500	\$ 190,704,300		\$ 190,704,300	\$ 659,202	\$ 191,363,502	12
13	SALEM	\$ 31,154,600	\$ 90,588,300	\$ 121,742,900	\$ 92,880	\$ 121,650,020	\$ 2,138,815	\$ 123,788,835	13
14	UPPER PITTS GROVE	\$ 140,778,781	\$ 196,580,600	\$ 337,359,381		\$ 337,359,381	\$ -	\$ 337,359,381	14
15	WOODSTOWN	\$ 106,929,000	\$ 171,346,800	\$ 278,275,800		\$ 278,275,800	\$ -	\$ 278,275,800	15
		\$ 1,515,543,156	\$ 3,410,160,240	\$ 4,925,703,396	\$ 92,880	\$ 4,925,610,516	\$ 6,918,735	\$ 4,932,529,251	

A = REASSESSMENT
R = REVALUATION
E = EXCLUDES SPECIAL EXEMPTION

2019 ABSTRACT OF RATABLES ~ COUNTY OF SALEM

		7	8	9		10		11	
		General Tax Rate to Apply per \$100 Valuation	County Equalization Table Average Ratio of Assessed to True Value of Real Property (R.S. 54:3-17 to R.S. 54:3-19)	(a)	(b)	EQUALIZATION		Net Valuation on Which County Taxes are Apportioned (Col. 6+9a+9b-10a+10b)	
TAXING DISTRICT				True Value of Expired "UEZ" (Urban Enterprise Zone) Abatements	True Value of Class II Railroad Property (C. 139, L. 1966)	(a)	(b)		
				Amounts Deducted Under R.S. 54:3-17 to 19	Amounts Added Under R.S. 54:3-17 to 19				
1	ALLOWAY	3.043	96.67			\$ -	\$ 10,698,114	\$ 292,464,089	1
2	CARNEY'S POINT	3.375	100.43			\$ -	\$ 5,831,118	\$ 644,128,818	2
3	ELMER	3.634	99.89			\$ -	\$ 622,347	\$ 106,185,547	3
4	EL SINBORO	2.782	112.31			\$ (12,424,275)	\$ -	\$ 103,810,466	4
5	LOWER ALLOWAY CREEK	1.567	77.40			\$ -	\$ 63,514,845	\$ 277,201,503	5
6	MANNINGTON	3.096	99.07			\$ -	\$ 5,135,976	\$ 194,994,011	6
7	OLDMANS	2.729	103.98			\$ -	\$ 7,840,933	\$ 248,724,333	7
8	PENNS GROVE	5.030	99.83			\$ -	\$ 1,434,484	\$ 138,809,684	8
9	PENNSVILLE	4.261	105.63			\$ (7,146,919)	\$ -	\$ 999,536,234	9
10	PILESGROVE	3.154	103.34			\$ (13,787,721)	\$ -	\$ 455,829,879	10
11	PITTS GROVE	3.573	91.68			\$ -	\$ 57,316,957	\$ 659,093,028	11
12	QUINTON	2.853	111.53			\$ (18,714,308)	\$ -	\$ 172,649,194	12
13	SALEM	7.069	88.57			\$ -	\$ 19,387,297	\$ 143,176,132	13
14	UPPER PITTS GROVE	2.632	106.93			\$ (19,980,971)	\$ -	\$ 317,378,410	14
15	WOODSTOWN	3.598	103.59			\$ (9,059,683)	\$ -	\$ 269,216,117	15
					\$ -	\$ (81,113,877)	\$ 171,782,071	\$ 5,023,197,445	

2019 ABSTRACT OF RATABLES ~ COUNTY OF SALEM

12												
APPORTIONMENT OF TAXES												
Section A												
TAXING DISTRICT	I Total County Taxes Apportioned (Including Total Net Adjustments)	II Adjustments Resulting From				III Net County Taxes Apportioned (12A1 + 12AII)	IV Municipal Budget State Aid (R.S. 52:27D- 118:40)	V Net County Taxes Apportioned Less Municipal Budget State Aid (Col. AIII - IV)				
		(a)		(b)								
		County Equalization Table Appeals (R.S. 54:51A-4)		Appeals and Corrected Errors (R.S. 54:4-49; R.S. 54:4-53)								
		DEDUCT	ADD	DEDUCT	ADD							
		OVERPAYMENT	UNDERPAYMENT	OVERPAYMENT	UNDERPAYMENT							
1	ALLOWAY	\$ 3,471,697.07			\$ 7,666.65	\$ -	\$ 3,464,030.42	\$ -	\$ 3,464,030.42	1		
2	CARNEY'S POINT	\$ 7,646,135.77			\$ 12,763.54	\$ -	\$ 7,633,372.23	\$ -	\$ 7,633,372.23	2		
3	ELMER	\$ 1,260,476.30			\$ 3,178.80	\$ -	\$ 1,257,297.50	\$ -	\$ 1,257,297.50	3		
4	ELSINBORO	\$ 1,232,282.88			\$ 6,731.03	\$ -	\$ 1,225,551.85	\$ -	\$ 1,225,551.85	4		
5	LOWER ALLOWAY CREEK	\$ 3,290,522.44			\$ -	\$ -	\$ 3,290,522.44	\$ -	\$ 3,290,522.44	5		
6	MANNINGTON	\$ 2,314,677.81			\$ 11,280.15	\$ -	\$ 2,303,397.66	\$ -	\$ 2,303,397.66	6		
7	OLDMANS	\$ 2,952,483.99			\$ 4,752.88	\$ -	\$ 2,947,731.11	\$ -	\$ 2,947,731.11	7		
8	PENNS GROVE	\$ 1,647,741.35			\$ 17,100.16	\$ -	\$ 1,630,641.19	\$ -	\$ 1,630,641.19	8		
9	PENNSVILLE	\$ 11,865,002.06			\$ 831,396.21	\$ -	\$ 11,033,605.85	\$ -	\$ 11,033,605.85	9		
10	PILESGROVE	\$ 5,410,931.86			\$ 39,294.52	\$ -	\$ 5,371,637.34	\$ -	\$ 5,371,637.34	10		
11	PITTS GROVE	\$ 7,823,768.53			\$ 1,786.40	\$ -	\$ 7,821,982.13	\$ -	\$ 7,821,982.13	11		
12	QUINTON	\$ 2,049,433.50			\$ 5,822.24	\$ -	\$ 2,043,611.26	\$ -	\$ 2,043,611.26	12		
13	SALEM	\$ 1,699,573.31			\$ 1,539.76	\$ -	\$ 1,698,033.55	\$ -	\$ 1,698,033.55	13		
14	UPPER PITTS GROVE	\$ 3,767,442.70			\$ 11,467.72	\$ -	\$ 3,755,974.98	\$ -	\$ 3,755,974.98	14		
15	WOODSTOWN	\$ 3,195,731.75			\$ 19,853.04	\$ -	\$ 3,175,878.71	\$ -	\$ 3,175,878.71	15		
		\$ 59,627,901.32	\$ -	\$ -	\$ 974,633.10	\$ -	\$ 58,653,268.22	\$ -	\$ 58,653,268.22			
					\$ 974,633.10							

2019 ABSTRACT OF RATABLES ~ COUNTY OF SALEM

12											
APPORTIONMENT OF TAXES											
Section B			Section C							Section D	
Local Taxes To Be Raised For											
County	(b)	(c)	I			II			Total Tax Levy On Which Tax Rate Is Computed (12AV+B(a)+B(b)+B(c)+ CI(a)+CI(b)+CI(c)+CII)		
	Local Health	County	District School Purposes			Local Municipal Purposes					
	Library Taxes	Services Taxes (R.S. 26:3A2-19)	Open Space Tax	(a)	(b)	(c)	(a)	(b)		(c)	
			As Required By District School Budget	Regional Consolidation And Joint School Budgets	As Required By Local Municipal Budget	Local Municipal Budget	Municipal Open Space	Municipal Library			
1	ALLOWAY	\$ -	\$ -	\$ 59,399.29	\$ 4,278,155.00	\$ -	\$ -	\$ 756,600.00	\$ 14,088.30	\$ -	\$ 8,572,273.01
2	CARNEY'S POINT	\$ -	\$ -	\$ 130,901.51	\$ -	\$ 9,923,481.00	\$ -	\$ 3,847,710.57	\$ 6,382.98	\$ -	\$ 21,541,848.29
3	ELMER	\$ -	\$ -	\$ 21,561.00	\$ 1,882,104.00	\$ -	\$ -	\$ 674,545.00	\$ -	\$ -	\$ 3,835,507.50
4	ELSINBORO	\$ -	\$ -	\$ 21,015.83	\$ 1,538,352.00	\$ -	\$ -	\$ 448,669.07	\$ -	\$ -	\$ 3,233,588.75
5	LOWER ALLOWAY CREEK	\$ -	\$ -	\$ 56,431.05	\$ -	\$ -	\$ -	\$ -	\$ -	\$ -	\$ 3,346,953.49
6	MANNINGTON	\$ -	\$ -	\$ 39,496.61	\$ 2,960,359.00	\$ -	\$ -	\$ 534,963.61	\$ 37,971.61	\$ -	\$ 5,876,188.49
7	OLDMANS	\$ -	\$ -	\$ 50,551.34	\$ 3,115,833.00	\$ -	\$ -	\$ 409,438.00	\$ 48,177.00	\$ -	\$ 6,571,730.45
8	PENNS GROVE	\$ -	\$ -	\$ 27,947.15	\$ -	\$ 2,129,164.00	\$ -	\$ 3,121,662.93	\$ -	\$ -	\$ 6,909,415.27
9	PENNSVILLE	\$ -	\$ -	\$ 188,061.01	\$ 22,686,167.00	\$ -	\$ -	\$ 8,977,154.35	\$ -	\$ -	\$ 42,884,988.21
10	PILESGROVE	\$ -	\$ -	\$ 92,107.99	\$ -	\$ 8,014,735.00	\$ -	\$ 1,189,490.69	\$ 140,885.28	\$ -	\$ 14,808,856.30
11	PITTSGROVE	\$ -	\$ -	\$ 134,142.07	\$ 11,437,205.00	\$ -	\$ -	\$ 2,045,531.47	\$ 60,177.61	\$ -	\$ 21,499,038.28
12	QUINTON	\$ -	\$ -	\$ 35,044.09	\$ 2,718,691.00	\$ -	\$ -	\$ 661,608.59	\$ -	\$ -	\$ 5,458,954.94
13	SALEM	\$ -	\$ -	\$ 29,119.30	\$ 2,527,761.00	\$ -	\$ -	\$ 4,448,628.22	\$ -	\$ 46,717.52	\$ 8,750,259.59
14	UPPER PITTSGROVE	\$ -	\$ -	\$ 64,404.27	\$ 4,376,989.00	\$ -	\$ -	\$ 613,994.00	\$ 67,472.00	\$ -	\$ 8,878,834.25
15	WOODSTOWN	\$ -	\$ -	\$ 54,456.98	\$ -	\$ 4,723,902.00	\$ -	\$ 2,016,278.00	\$ 41,742.00	\$ -	\$ 10,012,257.69
		\$ -	\$ -	\$ 1,004,639.49	\$ 57,521,616.00	\$ 24,791,282.00	\$ -	\$ 29,746,274.50	\$ 416,896.78	\$ 46,717.52	\$ 172,180,694.51

2019 ABSTRACT OF RATABLES ~ COUNTY OF SALEM

13									
REAL PROPERTY EXEMPT FROM TAXATION									
	(a)	(b)	(c)	(d)	(e)	(f)	(g)		
	Public School Property	Other School Property	Public Property	Church and Charitable Property	Cemeteries and Graveyards	Other Exemptions Not Included in Foregoing Classifications	Total Amount of Real Property Exempt From Taxation (a+b+c+d+e+f)		
1	ALLOWAY	\$ 6,322,500	\$ 6,301,300	\$ 21,083,400	\$ 4,319,700	\$ 56,700	\$ 4,277,500	\$ 42,361,100	1
2	CARNEY'S POINT	\$ 98,115,800	\$ 7,492,400	\$ 34,204,700	\$ 25,532,800	\$ 17,900	\$ 25,927,400	\$ 191,291,000	2
3	ELMER	\$ 1,905,100	\$ -	\$ 3,954,200	\$ 27,898,700	\$ -	\$ 956,500	\$ 34,714,500	3
4	ELSINBORO	\$ 1,130,000	\$ -	\$ 1,639,600	\$ 794,500	\$ 40,400	\$ 2,137,200	\$ 5,741,700	4
5	LOWER ALLOWAY CREEK	\$ 4,308,500	\$ -	\$ 11,766,400	\$ 1,664,200	\$ 74,300	\$ 744,000	\$ 18,557,400	5
6	MANNINGTON	\$ 13,598,200	\$ 1,120,000	\$ 36,516,800	\$ 2,225,300	\$ 63,100	\$ 1,733,900	\$ 55,257,300	6
7	OLDMANS	\$ 7,988,900	\$ -	\$ 35,196,500	\$ 5,495,400	\$ 201,200	\$ 149,163,100	\$ 198,045,100	7
8	PENNS GROVE	\$ 12,391,400	\$ -	\$ 18,148,200	\$ 9,763,800	\$ 184,100	\$ 7,470,100	\$ 47,957,600	8
9	PENNSVILLE	\$ 40,085,000	\$ 347,400	\$ 49,157,600	\$ 31,685,500	\$ 657,600	\$ 18,228,000	\$ 140,161,100	9
10	PILESGROVE	\$ 464,100	\$ -	\$ 9,914,300	\$ 6,560,000	\$ 647,600	\$ 10,938,400	\$ 28,524,400	10
11	PITTSGROVE	\$ 21,744,100	\$ -	\$ 20,837,200	\$ 6,431,200	\$ 455,700	\$ 15,539,500	\$ 65,007,700	11
12	QUINTON	\$ 5,217,400	\$ -	\$ 3,671,800	\$ 6,859,300	\$ 38,900	\$ 6,480,300	\$ 22,267,700	12
13	SALEM	\$ 8,440,200	\$ 1,214,200	\$ 26,180,600	\$ 19,380,700	\$ 774,100	\$ 14,779,700	\$ 70,769,500	13
14	UPPER PITTSGROVE	\$ 11,234,000	\$ -	\$ 2,185,500	\$ 5,676,000	\$ 621,400	\$ 8,218,000	\$ 27,934,900	14
15	WOODSTOWN	\$ 17,511,300	\$ -	\$ 19,012,500	\$ 10,105,200	\$ 10,000	\$ 19,156,500	\$ 65,795,500	15
		\$ 250,456,500	\$ 16,475,300	\$ 293,469,300	\$ 164,392,300	\$ 3,843,000	\$ 285,750,100	\$ 1,014,386,500	

2019 ABSTRACT OF RATABLES ~ COUNTY OF SALEM

		14				15			
		AMOUNT OF MISCELLANEOUS REVENUES FOR THE SUPPORT OF THE LOCAL MUNICIPAL BUDGET				DEDUCTIONS ALLOWED (C. 73, L. 1976)			
		(a)	(b)	(c)	(d)	(a)	(b)		
		Surplus Revenues Apportioned	Receipts From Revenues Anticipated	Receipts From Delinquent Tax and Liens	Total of Miscellaneous Revenues (a+b+c)	Full Estimated Amount of Senior Citizen, Totally Disabled and Surviving Spouse Deductions Allowed (C. 129, L. 1976)	Veterans Deductions		
								TAXING DISTRICT	
1	ALLOWAY	\$ 146,527.59	\$ 712,061.45	\$ 155,000.00	\$ 1,013,589.04	\$ 10,250	\$ 35,000	ALLOWAY	1
2	CARNEY'S POINT	\$ 1,163,500.00	\$ 4,386,083.21	\$ 700,000.00	\$ 6,249,583.21	\$ 17,625	\$ 59,250	CARNEYS POINT TWP	2
3	ELMER	\$ 160,000.00	\$ 209,212.58	\$ 39,003.42	\$ 408,216.00	\$ 6,250	\$ 7,750	ELMER	3
4	ELSINBORO	\$ 214,375.00	\$ 130,744.14	\$ 32,285.00	\$ 377,404.14	\$ 1,250	\$ 12,250	ELSINBORO	4
5	LOWER ALLOWAY CREEK	\$ 678,671.00	\$ 8,591,255.29	\$ 29,000.00	\$ 9,298,926.29	\$ 6,750	\$ 17,750	LOWER ALLOWAYS CREEK	5
6	MANNINGTON	\$ 285,500.00	\$ 327,847.00	\$ 97,550.00	\$ 710,897.00	\$ 5,250	\$ 12,750	MANNINGTON	6
7	OLDMANS	\$ 784,400.00	\$ 1,048,760.45	\$ 100,000.00	\$ 1,933,160.45	\$ 4,750	\$ 22,500	OLDMANS TWP	7
8	PENNS GROVE	\$ 19,250.00	\$ 2,824,590.67	\$ 530,000.00	\$ 3,373,840.67	\$ 4,750	\$ 14,000	PENNS GROVE	8
9	PENNSVILLE	\$ 2,211,000.00	\$ 6,626,289.98	\$ 833,000.00	\$ 9,670,289.98	\$ 22,000	\$ 128,750	PENNSVILLE	9
10	PILESGROVE	\$ 569,300.00	\$ 709,822.94	\$ 440,000.00	\$ 1,719,122.94	\$ 3,250	\$ 32,500	PILESGROVE	10
11	PITTS GROVE	\$ 455,000.00	\$ 1,152,116.41	\$ 223,000.00	\$ 1,830,116.41	\$ 29,000	\$ 69,000	PITTS GROVE	11
12	QUINTON	\$ 273,354.00	\$ 469,946.58	\$ 210,000.00	\$ 953,300.58	\$ 12,250	\$ 22,500	QUINTON TWP	12
13	SALEM	\$ 493,000.00	\$ 3,805,885.44	\$ 622,000.00	\$ 4,920,885.44	\$ 9,250	\$ 23,000	SALEM	13
14	UPPER PITTS GROVE	\$ 340,105.97	\$ 557,063.26	\$ 280,000.00	\$ 1,177,169.23	\$ 10,000	\$ 24,750	UPPER PITTS GROVE	14
15	WOODSTOWN	\$ 200,000.00	\$ 1,238,718.04	\$ 240,000.00	\$ 1,678,718.04	\$ 6,250	\$ 27,500	WOODSTOWN	15
		\$ 7,993,983.56	\$ 32,790,397.44	\$ 4,530,838.42	\$ 45,315,219.42	\$ 148,875	\$ 509,250		

ADDENDUM #1 TO ABSTRACT OF RATABLES FOR SALEM COUNTY

TOTAL TAXABLE VALUE OF PARTIAL EXEMPTIONS AND ABATEMENTS (COL. 3)

	9	10	11	12	13	14	15	16			
	DWELLING ABATEMENT Chapter 441 P.L. 1991 R.S.40A:21-5	DWELLING EXEMPTION Chapter 441 P.L. 1991 R.S.40A:21-5	NEW DWELL /CONVERSION ABATEMENT Chapter 441 P.L. 1991 R.S.40A:21-5	NEW DWELL /CONVERSION EXEMPTION Chapter 441 P.L. 1991 R.S.40A:21-5	MULTI DWELL /CONVERSION ABATEMENT Chapter 441 P.L. 1991 R.S.40A:21-6	MULTI DWELL /CONVERSION EXEMPTION Chapter 441 P.L. 1991 R.S.40A:21-6	COMMERCIAL / INDUSTRIAL EXEMPTION Chapter 441 P.L. 1991 R.S.40A:21-7	TOTAL ASSESSED VALUE AS REFLECTED IN COLUMN 3 OF THE ABSTRACT OF RATABLES		Taxing District	
1	-	-	-	-	-	-	-	-	ALLOWAY	1	
2	-	-	-	-	-	-	-	-	CARNEYS POINT TWP	2	
3	-	-	-	-	-	-	-	-	ELMER	3	
4	-	-	-	-	-	-	-	-	ELSINBORO	4	
5	-	-	-	-	-	-	-	-	LOWER ALLOWAYS CP	5	
6	-	-	-	-	-	-	-	-	MANNINGTON	6	
7	-	-	-	-	-	-	-	-	OLDMANS TWP	7	
8	-	-	-	-	-	-	-	-	PENNS GROVE	8	
9	-	-	-	-	-	-	-	-	PENNSVILLE	9	
10	-	-	-	-	-	-	-	-	PILES GROVE	10	
11	-	-	-	-	-	-	-	-	PITTS GROVE	11	
12	-	-	-	-	-	-	-	-	QUINTON TWP	12	
13	-	-	92,880	-	-	-	-	92,880	SALEM	13	
14	-	-	-	-	-	-	-	-	UPPER PITTS GROVE	14	
15	-	-	-	-	-	-	-	-	WOODSTOWN	15	
	-	-	92,880	-	-	-	-	92,880			

ADDENDUM #2 TO ABSTRACT OF RATABLES FOR SALEM COUNTY

		1	2	3	4	5				
		C.12 PL1977 IN LIEU OF TAX	NJ HOUSING FINANCE AGENCY	URBAN RENEWAL	OTHER	TOTAL				
Taxing District										
1	ALLOWAY	-	-	-	-	-				
2	CARNEYS POINT TWP	-	-	-	-	-				
3	ELMER	-	-	-	-	-				
4	ELSINBORO	-	-	-	-	-				
5	LOWER ALLOWAYS CRE	-	-	-	-	-				
6	MANNINGTON	-	-	-	-	-				
7	OLDMANS TWP	-	-	-	-	-				
8	PENNS GROVE	-	-	-	-	-				
9	PENNSVILLE	-	-	-	-	-				
10	PILESGROVE	-	-	-	-	-				
11	PITTSGROVE	-	-	-	-	-				
12	QUINTON TWP	-	-	-	-	-				
13	SALEM	-	-	-	-	-				
14	UPPER PITTSGROVE	-	-	-	-	-				
15	WOODSTOWN	-	-	-	-	-				
		-	-	-	-	-				
		\$ -	\$ -	\$ -	\$ -	\$ -				

ADDENDUM #3 TO ABSTRACT OF RATABLES FOR SALEM COUNTY

		State Aid Adjustment for BPP			REAP Distribution Summary		
		1	2	3	4	5	6
Taxing District		COUNTY (12AV)	SCHOOL (12AV)	MUNICIPAL (12AV)	ELIGIBLE PROPERTY ASSESSMENTS	R.E.A.P. AID	TAX RATE CREDIT
1	ALLOWAY	-	-	-			-
2	CARNEYS POINT TWP	-	-	-			-
3	ELMER	-	9,035	-			-
4	ELSINBORO	-	-	-			-
5	LOWER ALLOWAYS C	-	-	-			-
6	MANNINGTON	-	-	-			-
7	OLDMANS TWP	-	-	-			-
8	PENNS GROVE	-	15,394	-			-
9	PENNSVILLE	-	-	-			-
10	PILESGROVE	-	-	-			-
11	PITTSGROVE	-	-	-			-
12	QUINTON TWP	-	-	-			-
13	SALEM	-	16,373	-			-
14	UPPER PITTSGROVE	-	-	-			-
15	WOODSTOWN	-	11,409	-			-
		\$ -	\$ 52,211	\$ -	\$ -	\$ -	

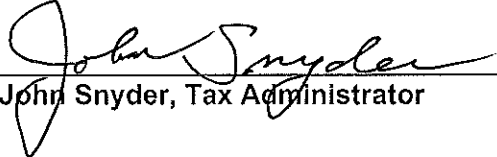
OVERALL COUNTY TAX RATES			
THE DEBITS AND CREDITS FOUND BELOW ARE ATATUTORY ADJUSTMENTS MADE TO THE APPROVED BUDGETS DUE TO OVERPAYMENTS AND UNDERPAYMENTS OF PRIOR YEAR TAXES AS RESULT OF BOTH COUNTY AND STATE TAX APPEAL JUDGMENTS.	SUM OF NET VALUATIONS ON WHICH COUNTY TAXES ARE APPORTIONED (COL 11, ABSTRACT OF RATABLES) FOR PARTICIPATING MUNICIPALITIES	TOTAL TAXES APPORTIONED	OVERALL COUNTY TAX RATES
	COLUMN A	COLUMN B	COLUMN C (COL. B / COL. A)
COUNTY BUDGET \$ 58,653,268.22 CREDIT DEBIT \$ 974,633.10 <hr/> TAXES APPORTIONED \$ 59,627,901.32	\$ 5,023,197,445	\$ 59,627,901.32	1.18705072
County Percentage Level of Taxable Value of Real Property is 100%			

SPECIAL TAXING DISTRICTS			
FIRE DISTRICTS FOR PITTSGROVE TWP.	BUDGET	RATABLES	RATE
District #1	\$200,265	\$156,808,531	0.128
District #2	\$273,563	\$261,859,809	0.105
District#3	\$290,344	\$183,107,731	0.159

2019 ABSTRACT CERTIFICATION


Total Amount of Miscellaneous Revenues including Surplus Revenues Apporopriated For the Support of the County Budget	\$26,407,755.29
Rate per \$100 to be applied to Column 11 for apportionment of County Taxes	1.18705072
Net County Taxes Apportioned (Column 12A III)	\$58,653,268.22
* Adjustments (Net Total (Column 12A I))	(\$974,633.10)
Total County Taxes Apportioned (including adjustments - Total 12 A I)	\$59,627,901.32
* Net Overpayments are added to the Net Taxes Apportioned; Net Underpayments are deducted from the net Taxes Apportioned	
Rate per \$100 to be applied to Column for apportionment of County Open Space Taxes	0.02035741
County Percentage Level of Taxable Values of Real Property is 100%	

ATTEST:

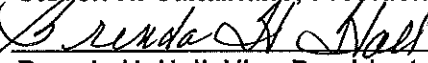

John Snyder, Tax Administrator

I hereby certify this to be a true copy of the Abstract of Ratables and Exemptions for the County of SALEM,
State of New Jersey for the year 2019 as filed with me by the SALEM COUNTY BOARD OF TAXATION


SALEM COUNTY BOARD OF TAXATION



Steven H. Caltabiano, President




Brenda H. Hall, Vice-President



G. Christopher Connor, Commissioner



Kevin L. Crouch, Commissioner



Angela Susan Voros, Commissioner



Kelly Hannigan, County Treasurer

SALEM COUNTY 2019 TAX RATE BREAKDOWN

MUNICIPALITY	LAST REVAL/ REASS	DIRECTOR'S RATIO	COUNTY TAX RATE	COUNTY OPEN SPACE	SCHOOL TAX RATE	MUNICIPAL (LOCAL PURPOSE) TAX RATE	MUNICIPAL OPEN SPACE TAX RATE	TOTAL TAX RATE	FIRE DISTRICT F1	FIRE DISTRICT F2	FIRE DISTRICT F3	LOCAL LIBRARY TAX
01 ALLOWAY TWP	2010	96.67	\$ 1.230	\$ 0.022	\$ 1.518	\$ 0.268	\$ 0.005	\$ 3.043				
02 CARNEYS POINT TWP	2019	100.43	\$ 1.196	\$ 0.021	\$ 1.555	\$ 0.602	\$ 0.001	\$ 3.375				
03 ELMER BOROUGH	2006	99.89	\$ 1.192	\$ 0.021	\$ 1.783	\$ 0.638		\$ 3.634				
04 ELSINBORO TWP	2008	112.31	\$ 1.055	\$ 0.018	\$ 1.323	\$ 0.386		\$ 2.782				
05 LOWER ALLOWAY CREEK	2004	77.40	\$ 1.540	\$ 0.027	\$ -	\$ -		\$ 1.567				
06 MANNINGTON TWP	2006	99.07	\$ 1.214	\$ 0.021	\$ 1.560	\$ 0.281	\$ 0.020	\$ 3.096				
07 OLDMANS TWP	2009	103.98	\$ 1.224	\$ 0.021	\$ 1.294	\$ 0.170	\$ 0.020	\$ 2.729				
08 PENNS GROVE BOROUGH	2019	99.83	\$ 1.187	\$ 0.021	\$ 1.550	\$ 2.272		\$ 5.030				
09 PENNSVILLE TWP	2010	105.63	\$ 1.097	\$ 0.019	\$ 2.254	\$ 0.891		\$ 4.261				
10 PILESGROVE TWP	2007	103.34	\$ 1.144	\$ 0.020	\$ 1.707	\$ 0.253	\$ 0.030	\$ 3.154				
11 PITTSGROVE TWP	2004	91.68	\$ 1.300	\$ 0.023	\$ 1.901	\$ 0.339	\$ 0.010	\$ 3.573	\$ 0.128	\$ 0.105	\$ 0.159	
12 QUINTON TWP	2008	111.53	\$ 1.068	\$ 0.019	\$ 1.421	\$ 0.345		\$ 2.853				
13 SALEM CITY	2017	88.57	\$ 1.372	\$ 0.024	\$ 2.042	\$ 3.593		\$ 7.069				0.038
14 UPPER PITTSGROVE TWP	2006	106.93	\$ 1.114	\$ 0.020	\$ 1.297	\$ 0.181	\$ 0.020	\$ 2.632				
15 WOODSTOWN BOROUGH	2008	103.59	\$ 1.142	\$ 0.020	\$ 1.697	\$ 0.724	\$ 0.015	\$ 3.598				

SALEM RATIO 100.95

2019 GENERAL TAX RATE / 1.18705072

FINAL J.S/10/16/19

2019 TOTAL TAXABLE LINE ITEMS AND ASSESSMENTS FOR SALEM COUNTY

SR-3A SUMMARY

	Class 1 Count	Class 1 Value	Class 2 Count	Class 2 Value	Class 3A Count	Class 3A Value	Class 3B Count	Class 3B Value	Class 4A Count	Class 4A Value	Class 4B Count	Class 4B Value	Class 4C Count	Class 4C Value	Total Line Items	*Net Total Taxable
Alloway Twp.	309	6,971,000	1,088	210,169,600	222	46,526,000	489	6,028,300	34	11,653,700					2,142	281,368,600
Carneys Point	437	19,527,300	2,583	368,134,500	74	12,086,000	145	2,027,200	161	108,764,300	10	100,467,300	6	27,291,100	3,416	638,297,700
Elmer	53	1,186,700	475	79,596,000	4	709,000	14	77,800	68	23,993,700					614	105,563,200
Elsinboro	133	3,926,600	537	96,481,800	42	10,749,000	85	1,378,600	8	3,434,100					805	115,970,100
Lower Alloways Creek	222	2,906,600	557	70,694,800	140	20,674,000	227	3,826,000	10	1,633,600	1	113,498,600			1,157	213,233,600
Mannington	222	4,573,700	416	71,540,400	178	46,781,600	379	7,491,100	39	27,068,300	4	31,909,600			1,238	189,364,700
Oldmans	202	17,265,500	635	122,480,400	100	21,174,300	314	3,087,700	31	10,823,300	16	66,052,200			1,298	240,883,400
Penns Grove	331	3,126,200	1,202	105,256,700					108	25,891,600			7	3,100,700	1,648	137,375,200
Pennsville	667	20,506,032	4,631	713,092,743	53	10,652,200	165	1,554,800	203	107,469,040	3	122,114,500	16	29,748,300	5,738	1,005,137,615
Pilesgrove	189	8,055,700	1,219	332,783,400	217	62,323,200	434	9,519,600	73	49,469,400			4	7,466,300	2,136	469,617,600
Pittsgrove	404	11,905,800	2,580	484,002,000	272	49,197,000	620	5,489,800	86	50,214,700					3,962	600,809,300
Quinton	328	7,378,500	893	142,621,600	116	21,467,200	283	3,112,800	53	15,605,200			1	519,000	1,664	190,704,300
Salem City	199	2,726,800	1,519	69,396,520	2	153,500	9	116,400	119	30,456,900	12	12,912,500	12	5,887,400	1,872	121,650,020
Upper Pittsgrove	146	7,355,801	902	209,859,400	314	84,055,380	711	11,019,900	51	23,588,900	1	1,480,000			2,125	337,359,381
Woodstown	64	2,377,000	1,100	227,677,300	1	75,000	7	30,700	89	38,051,400			11	10,064,400	1,272	278,275,800
Totals	3,906	119,789,233	20,327	3,303,807,163	1,735	386,623,380	3,882	54,760,700	1,133	528,118,140	47	448,434,700	57	84,077,200	31,087	4,925,610,516

*Net Taxable Value of Land and Improvements / Column 4 Abstract of Ratables
J.Snyder 1/23/2019 SR-3A SUMMARY

SALEM COUNTY BOARD OF TAXATION
 110 FIFTH ST., SUITE 300
 SALEM, NJ 08079
 PHONE:(856)935-7510 ext.8274
 FAX:(856)935-3243

2019 SALEM COUNTY TAX ASSESSORS

TAXING DISTRICT	ASSESSORS	TELEPHONE NUMBER	P. O. ADDRESS	ASSESSOR AND OFFICE STAFF HOURS PUBLIC HOURS
Alloway Township allowayassessor@comcast.net	Lisa Perella	935-4080 Ext. 207 Fax 935-9198	P. O. Box 357, Alloway, NJ 08001	Assessor: Wednesday 3:30 - 5:30pm Staff: Wednesday 3:30 - 5:30pm
Carneys Point Township kathleenh@carneyspointtp.org	Kathleen Hill	299-0070 Ext. 119 Fax 299-1564	Town Hall, 303 Harding Hwy., Carneys Point, NJ 08069	Assessor: Mon. 5:30 - 8:00pm Staff Hrs: Mon 4:30-5:30 Tues-Thurs 2:00-4:30 Fri 2:00-3:30
Elmer Borough assessor@elmerboroughnj.com	Greg Busa	358-4010 Ext. 117 Fax 358-4870	120 S. Main St., P. O. Box 882, Elmer, NJ 08318	Assessor: Friday 12:00pm - 2:00pm
Elsinboro Township marie.procacci@hotmail.com	Marie Procacci	609-381-3800 Fax 935-9011	619 Salem-Ft Elfsborg Rd., Salem NJ 08079	Assessor: 1 st & 3 rd Thursday 4:45pm-6:00pm No office staff.
Lower Alloways CreekTwp. lacassessor@yahoo.com	Lisa Perella	759-4610 Fax 935-9176	P. O. Box 157, Hancocks Bridge, NJ 08038	Assessor: 1 st & 3 rd Monday 9:30-11:30am Field hours as needed. No office staff.
Mannington Township taxassessor@manningtontwp.com	Donna Harris	935-2359 Ext.106 Fax 935-6557	491 Rt 45, Mannington, NJ 08079	Assessor: Mon. 6:30- 8:00pm & 1 st Thurs each month 7:00-8:30pm Staff-- same as Assessor.
Oldmans Township mraio2@comcast.net	Michael Raio	299-6600 Fax 299-4890	P. O. Box 416, 40 Freed Rd., Pedricktown, NJ 08067	Assessor: Thursday 6:00-8:00 pm. No office staff Field inspections as needed
Penns Grove Borough mprocacci@pennsgrove-nj.org	Marie Procacci	299-0098 Ext. 116 Fax 299-3411	1 State Street, Penns Grove, NJ 08069	Assessor: Wed. 4:45- 6:45pm No office staff
Pennsville Township pvtaxassessor@pvtwp.com	Marie Procacci	678-3089 Ext 135 Fax 678-3023	90 N. Broadway, Pennsville, NJ 08070	Assessor: Wed. 9:00am-4:30pm Thurs 9:00-12:30 Staff: Mon-Thurs 8:30am-2:30pm Fri 8:30-1:30
Piles Grove Township pgassessor@pilesgrovenj.org	Kathleen Hill	769-3222 Ext.5 Fax 769-5490	1180 Route 40, Piles Grove, NJ 08098	Assessor: Wednesday 6:00-8:00pm No office staff. Field hrs as needed
Pittsgrove Township lperella@pittsgrovetownship.com	Lisa J. Perella	358-2300 Ext. 6011 Fax 358-3055	989 Centerton Road, Pittsgrove, NJ 08318	Assessor: Tues. & Thurs. 8:30am-5:00 pm-Wed.- 8:30am-3:00 pm. Staff: M-F 8:30am-5:00pm
Quinton Township qntwpassessor@comcast.net	Brian Rosenberger	935-1998 Fax 935-6817	P. O. Box 65, Quinton, NJ 08072	Assessor: 2 nd & 4 th Thurs 5:00-7:00pm No office staff Field hrs as needed
Salem City marie.procacci@hotmail.com	Marie Procacci	935-2024 Ext. 217 Fax 935-6360	17 New Market Street, Salem, NJ 08079	Assessor: Thurs. 1 - 4:30 pm.; field hrs as needed
Upper Pittsgrove Twp. upperpittsgroveassessor@comcast.net	Michael Raio	358-3890 Fax 358-1160	431 Route 77, Elmer, NJ 08318	Assessor: Tuesday. 6:00-8:00pm No office staff. Field hrs as needed.
Woodstown Borough woodstowntaxassessor@yahoo.com	Greg Busa	769-2200 Ext. 25 Fax 769-4297	Borough Hall, P. O. Box 286, Woodstown, NJ 08098	Assessor: Friday. 8:00 - 12:00 am No office staff.

2019 SALEM COUNTY TAX COLLECTORS

TAXING DISTRICT/ COLLECTOR	TELEPHONE NUMBER	FAX NUMBER	COLLECTOR'S HOURS
Alloway D. Michelle Allen allowaycoll@comcast.net	935-4080 Ext. 206	935-9198	Thursday 3:30 – 6:30 pm
Carneys Point Jennifer Koeturius jenk@carneyspointtwp.org	299-0070 Ext. 143	299-5505	Mon. – Fri. 8:00am-4:30pm Staff: John Macconi
Elmer James V Davis collector@elmerboroughnj.com	358-4010 Ext. 116	358-4870	Tuesday – 5:00pm – 8:00pm
Elsinboro Elizabeth C Wallender collector@elsinborotownship.com	935-2200	935-9011	Monday & Wednesday 12:00 – 6:00 pm Deputy: Ida Forest
LAC D. Michelle Allen mmitchelltc@comcast.net	935-1549 Ext.6250	935-1675	Tues. 7:30 – 10:30 am; Tues. 3:30 – 6:00pm
Mannington Suzanne D. Pierce taxcollector@manningtontwp.com	935-2359 Ext. 4	935-6557	Monday 5–8:00pm 1 st Thurs. each month 7:00–8:30pm
Oldmans Anne Deeck oldmanstaxcollector@comcast.net	299-2770	299-4890	Tuesday & Thursday 5:00 –7:00 pm.
Penns Grove Jennifer Koeturius jenk@carneyspointtwp.org	299-0070 Ext. 143	299-5505	Mon. – Fri. 8:00am - 4:30pm Staff: John Macconi
Pennsville Lauren Schoonmaker pvtaxofc@pvtwp.com	678-3089 Ext134	678-3023	Mon. – Fri. 8:30 am – 4:30 pm
Pilesgrove Jennifer Koeturius pgtaxcol@pilesgrovenj.org	769-4186	769-5490	Tues. & Thurs. 8:30 am – 12:30 pm Staff: 8:30am – 4pm Mon, Tues, Wed, Thurs.
Pittsgrove Jennafer Hernandez jhernandez@pittsgrovetownship.com	358-2300 Ext 6016	358-3055	Mon. 8:30am– 6:30pm; Tues.-Wed. -Thurs. 8:30am-5:00pm Fri.8:30-11:30(closed for lunch hour) 12:30-5:00
Quinton D. Michelle Allen qntwptax@comcast.net	935-4529	935-6817	Tues. 9:00am-3:00pm; Wed. 3:30-5:30pm
Salem City David Crescenzi salemcf@comcast.net	935-0372 Ext. 1	935-6360	Mon. – Fri. 8:30am – 4:00pm Closed for lunch 12:00 to 1:00
Upper Pittsgr. Susan DeFrancesco uptreasurer@hotmail.com	358-3890	358-1160	Wednesday 9:00 am – 3:00 pm; Thursday 9:00 am – 1:00 pm and by appt.
Woodstown Suzanne D. Pierce woodstowntax@comcast.net	769-2200 Ext 8	769-4297	Thurs. 9:00am – 2pm; 2 nd Wed night of month 5:00pm – 7:00pm (Tax quarter to be posted quarterly)