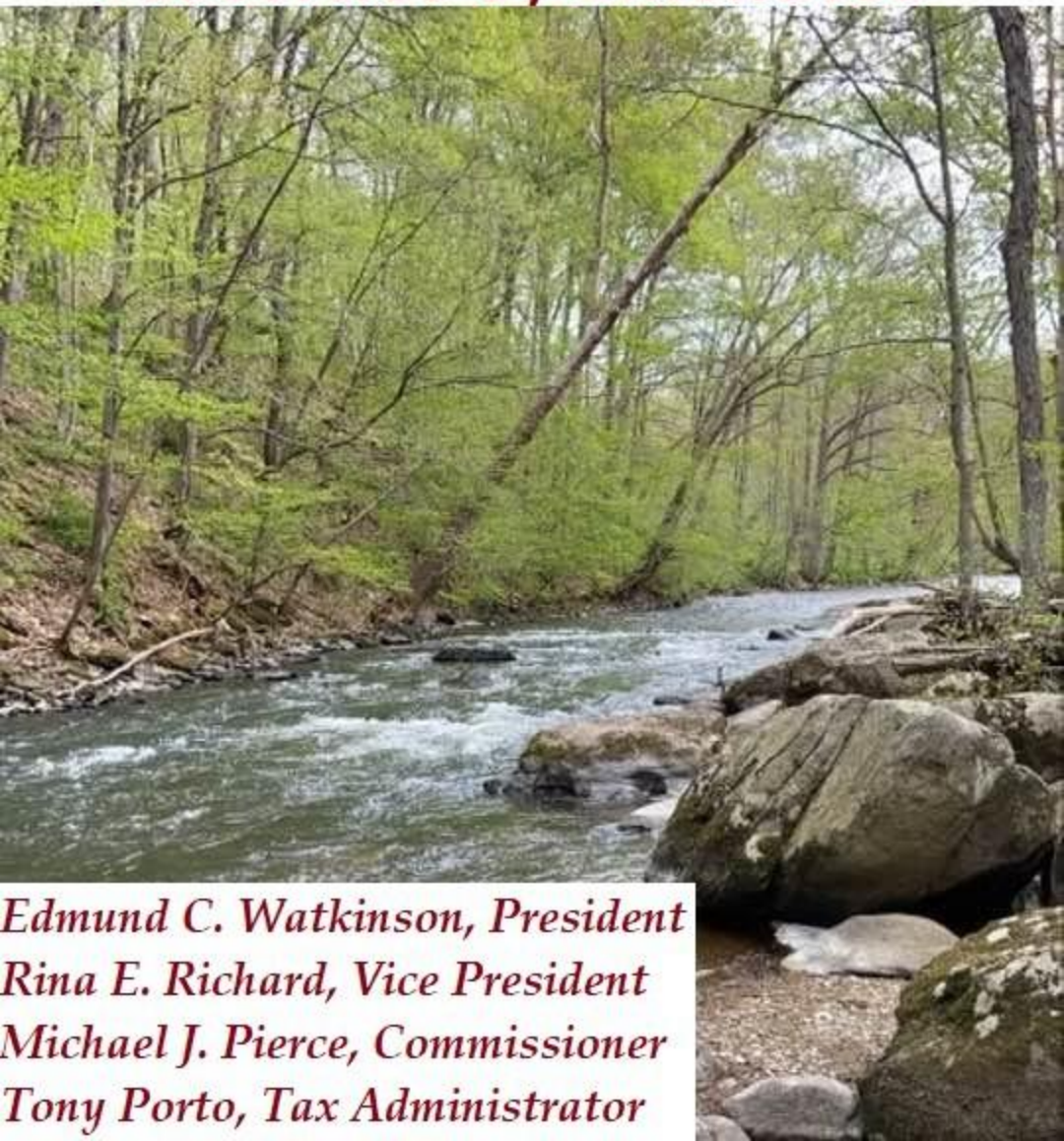


2022 Hunterdon County Abstract of Ratables



*Edmund C. Watkinson, President
Rina E. Richard, Vice President
Michael J. Pierce, Commissioner
Tony Porto, Tax Administrator*

2022 ABSTRACT OF RATABLES FOR THE COUNTY OF HUNTERDON

TAXING DISTRICTS	1		2	3	4	5	6
	TAXABLE VALUE						
	(A)	(B)					
LAND	IMPROVEMENTS (INCLUDES PARTIAL EXEMPTIONS & ABATEMENTS)	TAXABLE VALUE OF LAND AND IMPROVEMENTS (COL 1A+1B)	TOTAL TAXABLE VALUE OF PARTIAL EXEMPTIONS & ABATEMENTS (ASSESSED VAL.)	NET TAXABLE VALUE OF LAND & IMPROVEMENTS (COL 2-3)	TAXABLE VALUE COMMUNICATION EQUIPMENT	NET TAXABLE VALUE (COL 4+5)	
01:ALEXANDRIA TWP	260,325,200	460,027,500	720,352,700	0	720,352,700	159,949	720,512,649
02:BETHLEHEM TWP	174,175,299	352,954,200	527,129,499	0	527,129,499	94	527,129,593
03:BLOOMSBURY BORO	23,535,600	66,231,000	89,766,600	0	89,766,600	95	89,766,695
04:CALIFON BORO	57,175,208	90,354,900	147,530,108	0	147,530,108	100	147,530,208
05:TOWN OF CLINTON	133,188,400	289,939,700	423,128,100	0	423,128,100	0	423,128,100
06:CLINTON TWP	644,830,000	1,512,940,900	2,157,770,900	174,600	2,157,596,300	0	2,157,596,300
07:DELAWARE TWP	326,897,930	479,611,800	806,509,730	0	806,509,730	0	806,509,730
08:EAST AMWELL TWP	280,602,900	391,844,800	672,447,700	0	672,447,700	841,090	673,288,790
09:FLEMINGTON BORO	188,456,620	309,158,300	497,614,920	0	497,614,920	0	497,614,920
10:FRANKLIN TWP	225,096,900	320,580,600	545,677,500	0	545,677,500	1,403,600	547,081,100
11:FRENCHTOWN BORO	67,261,200	84,567,209	151,828,409	0	151,828,409	0	151,828,409
12:GLEN GARDNER BORO	39,517,263	100,161,200	139,678,463	0	139,678,463	0	139,678,463
13:HAMPTON BORO	39,295,301	82,649,135	121,944,436	0	121,944,436	0	121,944,436
14:HIGH BRIDGE BORO	126,513,000	217,340,700	343,853,700	193,700	343,660,000	0	343,660,000
15:HOLLAND TWP	191,162,030	438,101,411	629,263,441	0	629,263,441	1,188,633	630,452,074
16:KINGWOOD TWP	259,547,934	364,770,040	624,317,974	0	624,317,974	1,437,091	625,755,065
17:LAMBERTVILLE CITY	449,137,699	390,480,693	839,618,392	0	839,618,392	0	839,618,392
18:LEBANON BORO	88,144,103	192,546,100	280,690,203	117,200	280,573,003	0	280,573,003
19:LEBANON TWP	291,724,100	638,498,253	930,222,353	0	930,222,353	94,882	930,317,235
20:MILFORD BORO	45,608,300	70,240,341	115,848,641	0	115,848,641	175,574	116,024,215
21:RARITAN TWP	1,776,114,400	2,484,445,000	4,260,559,400	304,900	4,260,254,500	0	4,260,254,500
22:READINGTON TWP	958,265,500	2,352,629,900	3,310,895,400	58,200	3,310,837,200	592,163	3,311,429,363
23:STOCKTON BORO	52,989,900	38,352,100	91,342,000	0	91,342,000	0	91,342,000
24:TEWKSBURY TWP	469,366,100	1,107,476,100	1,576,842,200	0	1,576,842,200	0	1,576,842,200
25:UNION TWP	211,758,250	496,779,982	708,538,232	0	708,538,232	0	708,538,232
26:WEST AMWELL TWP	175,938,974	440,392,309	616,331,283	0	616,331,283	637,446	616,968,729
HUNTERDON	7,556,628,111	13,773,074,173	21,329,702,284	848,600	21,328,853,684	6,530,717	21,335,384,401

2022 ABSTRACT OF RATABLES FOR THE COUNTY OF HUNTERDON

TAXING DISTRICTS	7	8	9		10		11
	GENERAL TAX RATE PER \$100	COUNTY EQUALI- ZATION RATIO	TRUE VALUE		EQUALIZATION		
			(A) UEZ ABATEMENT EXPIRED	(B) CLASS II RAILROADS	(A) AMOUNTS DEDUCTED	(B) AMOUNTS ADDED	
01:ALEXANDRIA TWP	2.772	86.85%	0	0		110,930,239	831,442,888
02:BETHLEHEM TWP	3.033	86.09%	0	0		86,317,016	613,446,609
03:BLOOMSBURY BORO	3.279	86.64%	0	0		14,314,439	104,081,134
04:CALIFON BORO	3.639	94.26%	0	0		9,375,367	156,905,575
05:TOWN OF CLINTON	3.227	98.38%	0	0		8,320,779	431,448,879
06:CLINTON TWP	2.808	92.38%	0	0		181,898,518	2,339,494,818
07:DELAWARE TWP	2.584	86.52%	0	0		128,663,024	935,172,754
08:EAST AMWELL TWP	2.553	85.24%	0	0		119,070,647	792,359,437
09:FLEMINGTON BORO	3.013	109.58%	0	0	39,047,243		458,567,677
10:FRANKLIN TWP	2.746	98.10%	0	0		12,582,651	559,663,751
11:FRENCHTOWN BORO	3.626	81.72%	0	0		35,395,224	187,223,633
12:GLEN GARDNER BORO	3.663	78.24%	0	0		39,067,147	178,745,610
13:HAMPTON BORO	3.935	92.61%	0	0		9,939,399	131,883,835
14:HIGH BRIDGE BORO	4.255	91.40%	0	0		35,581,346	379,241,346
15:HOLLAND TWP	3.057	85.75%	0	0		106,486,634	736,938,708
16:KINGWOOD TWP	2.492	90.72%	0	0		66,136,026	691,891,091
17:LAMBERTVILLE CITY	2.161	97.04%	0	0		29,312,636	868,931,028
18:LEBANON BORO	2.511	97.43%	0	0		7,869,903	288,442,906
19:LEBANON TWP	2.557	94.33%	0	0		57,886,251	988,203,486
20:MILFORD BORO	3.665	89.98%	0	0		18,583,848	134,608,063
21:RARITAN TWP	2.655	91.90%	0	0		388,209,091	4,648,463,591
22:READINGTON TWP	2.532	93.57%	0	0		231,817,358	3,543,246,721
23:STOCKTON BORO	2.261	95.55%	0	0		4,515,463	95,857,463
24:TEWKSBURY TWP	2.273	95.73%	0	0		74,115,164	1,650,957,364
25:UNION TWP	3.067	79.56%	0	0		184,040,741	892,578,973
26:WEST AMWELL TWP	2.088	109.62%	0	0	52,800,333		564,168,396
HUNTERDON		%	0	0	91,847,576	1,960,428,911	23,203,965,736

2022 ABSTRACT OF RATABLES FOR THE COUNTY OF HUNTERDON

SECTION 12 - A

TAXING DISTRICT	(i)	(ii)				(iii)	(iv)	(v)
	TOTAL COUNTY TAXES APPORTIONED	ADJUSTMENTS RESULTING FROM:				NET COUNTY TAXES APPORTIONED	MUNICIPAL BUDGET STATE AID	NET COUNTY TAXES APPORTIONED LESS STATE AID (COL.12 AIII-12AIV-COUNTY BPP ADJUSTMENT)
		(A) EQUAL TABLE APPEALS		(B) APPEALS & CORRECTIONS				
		DEDUCT OVERPAY	ADD UNDERPAY	DEDUCT OVERPAY	ADD UNDERPAY			
01:ALEXANDRIA TWP	2,619,208.14	.00	.00	460.10	.00	2,618,748.04	.00	2,618,748.04
02:BETHLEHEM TWP	1,932,477.12	.00	.00	1,225.26	.00	1,931,251.86	.00	1,931,251.86
03:BLOOMSBURY BORO	327,875.98	.00	.00	.00	.00	327,875.98	.00	327,875.98
04:CALIFON BORO	494,283.33	.00	.00	165.61	.00	494,117.72	.00	494,117.72
05:TOWN OF CLINTON	1,359,148.58	.00	.00	.00	.00	1,359,148.58	.00	1,359,148.58
06:CLINTON TWP	7,369,867.45	.00	.00	826.93	.00	7,369,040.52	.00	7,369,040.52
07:DELAWARE TWP	2,945,977.56	.00	.00	272.06	.00	2,945,705.50	.00	2,945,705.50
08:EAST AMWELL TWP	2,496,087.61	.00	.00	215.68	.00	2,495,871.93	.00	2,495,871.93
09:FLEMINGTON BORO	1,444,578.11	.00	.00	1,180.28	.00	1,443,397.83	.00	1,443,397.83
10:FRANKLIN TWP	1,763,050.57	.00	.00	.00	186.24	1,763,236.81	.00	1,763,236.81
11:FRENCHTOWN BORO	589,791.16	.00	.00	.00	5,733.33	595,524.49	.00	595,524.49
12:GLEN GARDNER BORO	563,083.72	.00	.00	758.84	.00	562,324.88	.00	562,324.88
13:HAMPTON BORO	415,459.94	.00	.00	.00	.00	415,459.94	.00	415,459.94
14:HIGH BRIDGE BORO	1,194,684.61	.00	.00	31.75	.00	1,194,652.86	.00	1,194,652.86
15:HOLLAND TWP	2,321,501.44	.00	.00	193.28	.00	2,321,308.16	.00	2,321,308.16
16:KINGWOOD TWP	2,179,592.62	.00	.00	821.62	.00	2,178,771.00	.00	2,178,771.00
17:LAMBERTVILLE CITY	2,737,303.14	.00	.00	343.90	.00	2,736,959.24	.00	2,736,959.24
18:LEBANON BORO	908,651.72	.00	.00	233.60	.00	908,418.12	.00	908,418.12
19:LEBANON TWP	3,113,034.77	.00	.00	5,757.70	.00	3,107,277.07	.00	3,107,277.07
20:MILFORD BORO	424,041.80	.00	.00	49.54	.00	423,992.26	.00	423,992.26
21:RARITAN TWP	14,643,571.88	.00	.00	.00	21,384.89	14,664,956.77	.00	14,664,956.77
22:READINGTON TWP	11,161,922.00	.00	.00	3,945.06	.00	11,157,976.94	.00	11,157,976.94
23:STOCKTON BORO	301,969.81	.00	.00	.00	.00	301,969.81	.00	301,969.81
24:TEWKSBURY TWP	5,200,839.45	.00	.00	2,335.39	.00	5,198,504.06	.00	5,198,504.06
25:UNION TWP	2,811,798.80	.00	.00	5,258.50	.00	2,806,540.30	.00	2,806,540.30
26:WEST AMWELL TWP	1,777,241.06	.00	.00	4,739.98	.00	1,772,501.08	.00	1,772,501.08
HUNTERDON	73,097,042.37	.00	.00	28,815.08	27,304.46	73,095,531.75	.00	73,095,531.75

2022 ABSTRACT OF RATABLES FOR THE COUNTY OF HUNTERDON

TAXING DISTRICTS	SECTION 12 - B			SECTION 12 - C		
	(A)	(B)	(C)	LOCAL TAXES TO BE RAISED FOR:		
	COUNTY LIBRARY TAXES APPORTIONED	COUNTY HEALTH SERVICE TAXES APPORTIONED	COUNTY OPEN SPACE TAXES APPORTIONED	(I) DISTRICT SCHOOL PURPOSES		
				(A) DISTRICT SCHOOL (adjusted for BPP)	(B) REG., CONSOL. & JOINT SCHOOL (adjusted for BPP)	(C) LOCAL SCHOOL (adjusted for BPP)
01:ALEXANDRIA TWP	257,153.06	.00	250,102.60	9,289,421.00	5,343,792.00	.00
02:BETHLEHEM TWP	189,642.08	.00	184,442.68	7,831,919.00	3,601,158.00	.00
03:BLOOMSBURY BORO	32,196.46	.00	31,313.70	1,936,168.00	.00	.00
04:CALIFON BORO	48,520.91	.00	47,190.64	2,524,532.00	1,224,960.00	.00
05:TOWN OF CLINTON	133,464.40	.00	129,805.11	5,615,596.00	2,713,521.00	.00
06:CLINTON TWP	723,618.55	.00	703,776.36	27,826,274.00	13,808,261.00	.00
07:DELAWARE TWP	289,259.29	.00	281,328.52	8,769,865.00	4,476,950.00	.00
08:EAST AMWELL TWP	245,087.70	.00	238,367.38	8,158,867.00	4,332,584.00	.00
09:FLEMINGTON BORO	.00	.00	137,852.76	5,847,842.00	2,413,077.00	.00
10:FRANKLIN TWP	173,144.71	.00	168,397.98	6,864,671.00	3,752,775.00	.00
11:FRENCHTOWN BORO	58,478.16	.00	56,874.62	2,346,934.00	984,652.00	.00
12:GLEN GARDNER BORO	55,218.27	.00	53,704.22	2,433,528.00	1,069,385.00	.00
13:HAMPTON BORO	40,796.95	.00	39,678.39	2,609,423.00	781,090.00	.00
14:HIGH BRIDGE BORO	117,311.40	.00	114,095.00	7,290,071.00	2,308,005.00	.00
15:HOLLAND TWP	227,945.68	.00	221,695.41	10,349,255.00	4,955,547.00	.00
16:KINGWOOD TWP	213,948.44	.00	208,082.77	6,403,984.00	4,358,734.00	.00
17:LAMBERTVILLE CITY	.00	.00	261,392.26	.00	11,262,769.00	.00
18:LEBANON BORO	89,203.57	.00	86,757.90	2,885,521.00	1,718,651.00	.00
19:LEBANON TWP	305,116.83	.00	296,752.72	11,108,605.00	6,083,406.00	.00
20:MILFORD BORO	.00	.00	40,493.24	2,067,958.00	800,985.00	.00
21:RARITAN TWP	1,440,084.10	.00	1,400,594.12	55,038,384.00	26,962,612.00	.00
22:READINGTON TWP	1,095,677.34	.00	1,065,638.67	33,064,275.00	19,969,552.00	.00
23:STOCKTON BORO	29,652.55	.00	28,839.54	.00	1,194,067.00	.00
24:TEWKSBURY TWP	510,472.14	.00	496,477.06	13,793,898.00	8,783,409.00	.00
25:UNION TWP	275,581.81	.00	268,026.15	10,183,832.00	5,735,946.00	.00
26:WEST AMWELL TWP	174,045.83	.00	169,276.72	.00	8,520,142.00	.00
HUNTERDON	6,725,620.23	.00	6,980,956.52	244,240,823.00	147,156,030.00	.00

2022 ABSTRACT OF RATABLES FOR THE COUNTY OF HUNTERDON

TAXING DISTRICTS	SECTION 12 - C			SECTION 12 - D
	LOCAL TAXES TO BE RAISED FOR:			TOTAL LEVY ON WHICH TAX RATE IS COMPUTED
	(ii) LOCAL MUNICIPAL PURPOSES			
	(A) MUNICIPAL BUDGET (adjusted for BPP)	(B) MUNICIPAL OPEN SPACE BUDGET	(C) MUNICIPAL LIBRARY BUDGET	
01:ALEXANDRIA TWP	2,066,500.00	144,072.54	.00	19,969,789.24
02:BETHLEHEM TWP	2,139,070.30	105,429.58	.00	15,982,913.50
03:BLOOMSBURY BORO	615,062.66	.00	.00	2,942,616.80
04:CALIFON BORO	998,947.00	29,506.00	.00	5,367,774.27
05:TOWN OF CLINTON	3,700,373.51	.00	.00	13,651,908.60
06:CLINTON TWP	9,722,132.65	431,576.56	.00	60,584,679.64
07:DELAWARE TWP	3,588,968.30	484,000.00	.00	20,836,076.61
08:EAST AMWELL TWP	1,448,000.00	269,360.36	.00	17,188,138.37
09:FLEMINGTON BORO	4,998,079.24	.00	150,614.35	14,990,863.18
10:FRANKLIN TWP	2,270,040.17	27,283.88	.00	15,019,549.55
11:FRENCHTOWN BORO	1,432,561.45	29,298.71	.00	5,504,323.43
12:GLEN GARDNER BORO	941,450.00	.00	.00	5,115,610.37
13:HAMPTON BORO	911,974.60	.00	.00	4,798,422.88
14:HIGH BRIDGE BORO	3,595,248.62	.00	.00	14,619,383.88
15:HOLLAND TWP	1,193,600.00	.00	.00	19,269,351.25
16:KINGWOOD TWP	2,038,200.00	187,600.00	.00	15,589,320.21
17:LAMBERTVILLE CITY	3,502,930.52	83,962.74	288,095.87	18,136,109.63
18:LEBANON BORO	1,355,289.00	.00	.00	7,043,840.59
19:LEBANON TWP	2,786,767.00	93,048.00	.00	23,780,972.62
20:MILFORD BORO	874,702.00	.00	43,119.00	4,251,249.50
21:RARITAN TWP	13,152,599.87	426,025.45	.00	113,085,256.31
22:READINGTON TWP	16,828,426.00	662,060.00	.00	83,843,605.95
23:STOCKTON BORO	500,854.21	9,134.00	.00	2,064,517.11
24:TEWKSBURY TWP	6,265,724.00	788,606.80	.00	35,837,091.06
25:UNION TWP	2,312,272.70	141,707.65	.00	21,723,906.61
26:WEST AMWELL TWP	1,873,780.21	370,181.24	.00	12,879,927.08
HUNTERDON	91,113,554.01	4,282,853.51	481,829.22	574,077,198.24

2022 ABSTRACT OF RATABLES FOR THE COUNTY OF HUNTERDON

TAXING DISTRICTS	SECTION 13						
	REAL PROPERTY EXEMPT FROM TAXATION						
	(A) PUBLIC SCHOOL	(B) OTHER SCHOOL	(C) PUBLIC PROPERTY	(D) CHURCH AND CHARITABLE	(E) CEMETERIES AND GRAVEYARDS	(F) OTHER EXEMPTS	(G) TOTAL AMOUNT OF EXEMPTS (13A+B+C+D+E+F)
01:ALEXANDRIA TWP	45,297,500	0	12,132,400	5,326,500	286,200	4,449,800	67,492,400
02:BETHLEHEM TWP	4,233,197	0	21,376,729	1,760,900	213,300	4,971,200	32,555,326
03:BLOOMSBURY BORO	2,823,500	0	2,235,800	1,996,400	0	1,840,200	8,895,900
04:CALIFON BORO	3,021,600	0	1,503,100	3,949,900	290,800	3,338,500	12,103,900
05:TOWN OF CLINTON	3,197,600	0	11,415,700	3,772,400	836,800	6,411,000	25,633,500
06:CLINTON TWP	70,314,122	0	197,778,396	21,965,485	703,900	41,726,200	332,488,103
07:DELAWARE TWP	3,932,900	0	18,241,700	4,465,000	1,163,100	14,706,900	42,509,600
08:EAST AMWELL TWP	6,217,972	0	18,204,112	4,047,600	1,000,200	15,636,100	45,105,984
09:FLEMINGTON BORO	5,480,000	0	34,377,300	15,496,900	1,798,300	6,572,400	63,724,900
10:FRANKLIN TWP	4,289,700	0	14,256,600	10,811,200	450,300	8,653,800	38,461,600
11:FRENCHTOWN BORO	2,832,500	0	5,831,500	2,217,200	360,400	1,943,400	13,185,000
12:GLEN GARDNER BORO	0	0	2,502,542	554,200	124,500	2,799,603	5,980,845
13:HAMPTON BORO	3,071,800	0	2,140,800	1,794,800	328,300	3,740,100	11,075,800
14:HIGH BRIDGE BORO	5,684,038	0	16,907,434	3,689,043	0	4,782,337	31,062,852
15:HOLLAND TWP	13,631,000	0	13,500,800	5,110,500	0	6,522,600	38,764,900
16:KINGWOOD TWP	3,978,650	0	13,194,800	6,108,800	333,900	16,101,000	39,717,150
17:LAMBERTVILLE CITY	2,354,400	2,150,200	16,136,500	18,686,750	1,197,300	21,862,800	62,387,950
18:LEBANON BORO	3,975,150	0	6,924,200	4,260,517	605,900	1,488,700	17,254,467
19:LEBANON TWP	48,472,700	3,776,200	58,863,342	20,098,200	271,500	14,930,800	146,412,742
20:MILFORD BORO	883,800	0	9,381,400	3,554,500	344,100	2,284,800	16,448,600
21:RARITAN TWP	111,505,654	0	101,507,185	92,819,563	550,600	33,123,227	339,506,229
22:READINGTON TWP	31,897,600	0	53,957,400	18,766,200	1,041,500	33,366,900	139,029,600
23:STOCKTON BORO	479,800	0	7,649,400	1,792,800	13,000	1,999,200	11,934,200
24:TEWKSBURY TWP	27,223,400	0	28,208,200	8,632,800	876,600	15,101,300	80,042,300
25:UNION TWP	17,868,300	0	204,004,600	4,295,900	144,500	4,805,100	231,118,400
26:WEST AMWELL TWP	9,858,200	0	19,717,600	2,105,400	144,900	5,539,400	37,365,500
HUNTERDON	432,525,083	5,926,400	891,949,540	268,079,458	13,079,900	278,697,367	1,890,257,748

2022 ABSTRACT OF RATABLES FOR THE COUNTY OF HUNTERDON

TAXING DISTRICTS	SECTION 14				SECTION 15	
	AMOUNT OF MISCELLANEOUS REVENUES TO SUPPORT LOCAL BUDGET				DEDUCTIONS ALLOWED	
	(A) SURPLUS REVENUE	(B) MISCELLANEOUS REVENUES ANTICIPATED	(C) RECEIPTS FROM DELINQUENT TAX	(D) TOTAL OF MISCELLANEOUS REVENUES (COL. 14A+B+C)	(A) SENIOR CITIZEN, DISABLED AND SURVIVING SPOUSE	(B) VETERANS AND WIDOWS
01:ALEXANDRIA TWP	600,491.00	866,457.38	190,000.00	1,656,948.38	1,750.00	23,500.00
02:BETHLEHEM TWP	435,000.00	846,012.03	185,000.00	1,466,012.03	1,250.00	26,250.00
03:BLOOMSBURY BORO	335,500.00	336,480.46	32,000.00	703,980.46	250.00	5,250.00
04:CALIFON BORO	120,000.00	344,793.00	37,500.00	502,293.00	750.00	4,000.00
05:TOWN OF CLINTON	500,000.00	1,260,517.56	100,000.00	1,860,517.56	750.00	10,250.00
06:CLINTON TWP	1,175,000.00	3,305,371.85	400,000.00	4,880,371.85	2,500.00	61,625.00
07:DELAWARE TWP	817,554.51	1,309,060.16	242,000.00	2,368,614.67	3,000.00	32,750.00
08:EAST AMWELL TWP	400,000.00	1,218,000.00	186,000.00	1,804,000.00	2,500.00	27,500.00
09:FLEMINGTON BORO	370,000.00	1,144,616.15	279,000.00	1,793,616.15	1,500.00	8,500.00
10:FRANKLIN TWP	540,000.00	738,593.77	227,000.00	1,505,593.77	1,750.00	14,250.00
11:FRENCHTOWN BORO	410,000.00	346,851.98	110,000.00	866,851.98	.00	5,250.00
12:GLEN GARDNER BORO	184,000.00	214,691.42	57,382.40	456,073.82	1,250.00	5,250.00
13:HAMPTON BORO	186,000.00	267,803.12	96,000.00	549,803.12	250.00	6,000.00
14:HIGH BRIDGE BORO	900,000.00	1,707,986.19	160,478.00	2,768,464.19	2,500.00	16,000.00
15:HOLLAND TWP	940,000.00	3,763,900.00	225,000.00	4,928,900.00	7,000.00	42,500.00
16:KINGWOOD TWP	541,600.00	780,531.49	309,577.00	1,631,708.49	3,000.00	21,750.00
17:LAMBERTVILLE CITY	250,000.00	2,238,898.98	169,189.04	2,658,088.02	3,750.00	19,750.00
18:LEBANON BORO	381,000.00	314,727.75	125,000.00	820,727.75	2,000.00	7,500.00
19:LEBANON TWP	550,000.00	3,267,712.00	240,000.00	4,057,712.00	3,000.00	32,500.00
20:MILFORD BORO	163,754.00	401,186.08	100,000.00	664,940.08	1,500.00	6,250.00
21:RARITAN TWP	2,199,963.70	6,552,388.86	600,000.00	9,352,352.56	11,750.00	96,250.00
22:READINGTON TWP	1,960,000.00	3,942,237.00	640,000.00	6,542,237.00	7,250.00	92,750.00
23:STOCKTON BORO	161,998.95	165,983.04	30,000.00	357,981.99	.00	3,250.00
24:TEWKSBURY TWP	1,600,000.00	2,326,821.92	390,000.00	4,316,821.92	1,750.00	26,250.00
25:UNION TWP	560,000.00	789,399.16	100,000.00	1,449,399.16	2,750.00	20,250.00
26:WEST AMWELL TWP	85,000.00	2,537,858.39	213,000.00	2,835,858.39	2,250.00	21,333.00
HUNTERDON	16,366,862.16	40,988,879.74	5,444,126.44	62,799,868.34	66,000.00	636,708.00

2022 ABSTRACT OF RATABLES FOR THE COUNTY OF HUNTERDON

ADDENDUM TO ABSTRACT OF RATABLES -- ASSESSED VALUE OF PARTIAL EXEMPTIONS & ABATEMENTS (COLUMN 3)

	(1)	(2)	(3)	(4)	(5)	(6)	(7)	(8)	(9)
TAXING DISTRICTS	POLLUTION CONTROL	FIRE SUPPRESSION	FALLOUT SHELTER	WATER-SEWER FACILITY	RENEWABLE ENERGY	UEZ ABATEMENT	HOME IMPROVEMENT	MULTI-FAMILY DWELLING	CLASS 4 ABATEMENT
01:ALEXANDRIA TWP	0	0	0	0	0	0	0	0	0
02:BETHLEHEM TWP	0	0	0	0	0	0	0	0	0
03:BLOOMSBURY BORO	0	0	0	0	0	0	0	0	0
04:CALIFON BORO	0	0	0	0	0	0	0	0	0
05:TOWN OF CLINTON	0	0	0	0	0	0	0	0	0
06:CLINTON TWP	0	174,600	0	0	0	0	0	0	0
07:DELAWARE TWP	0	0	0	0	0	0	0	0	0
08:EAST AMWELL TWP	0	0	0	0	0	0	0	0	0
09:FLEMINGTON BORO	0	0	0	0	0	0	0	0	0
10:FRANKLIN TWP	0	0	0	0	0	0	0	0	0
11:FRENCHTOWN BORO	0	0	0	0	0	0	0	0	0
12:GLEN GARDNER BORO	0	0	0	0	0	0	0	0	0
13:HAMPTON BORO	0	0	0	0	0	0	0	0	0
14:HIGH BRIDGE BORO	0	0	0	0	0	0	0	0	0
15:HOLLAND TWP	0	0	0	0	0	0	0	0	0
16:KINGWOOD TWP	0	0	0	0	0	0	0	0	0
17:LAMBERTVILLE CITY	0	0	0	0	0	0	0	0	0
18:LEBANON BORO	0	117,200	0	0	0	0	0	0	0
19:LEBANON TWP	0	0	0	0	0	0	0	0	0
20:MILFORD BORO	0	0	0	0	0	0	0	0	0
21:RARITAN TWP	0	304,900	0	0	0	0	0	0	0
22:READINGTON TWP	0	58,200	0	0	0	0	0	0	0
23:STOCKTON BORO	0	0	0	0	0	0	0	0	0
24:TEWKSBURY TWP	0	0	0	0	0	0	0	0	0
25:UNION TWP	0	0	0	0	0	0	0	0	0
26:WEST AMWELL TWP	0	0	0	0	0	0	0	0	0
HUNTERDON	0	654,900	0	0	0	0	0	0	0

2022 ABSTRACT OF RATABLES FOR THE COUNTY OF HUNTERDON

ADDENDUM -- EQUALIZED VALUE BASED ON IN LIEU OF TAXES (COL. 10B)

TAXING DISTRICTS	(1) C.12 PL 1977 IN LIEU OF TAX	(2) NJ HOUSING FINANCE AGENCY	(3) URBAN RENEWAL	(4) OTHER	(5) TOTAL
01:ALEXANDRIA TWP	0	0	0	0	0
02:BETHLEHEM TWP	0	0	0	0	0
03:BLOOMSBURY BORO	0	0	0	0	0
04:CALIFON BORO	0	0	0	0	0
05:TOWN OF CLINTON	0	0	0	0	0
06:CLINTON TWP	0	0	0	0	0
07:DELAWARE TWP	0	0	0	0	0
08:EAST AMWELL TWP	0	0	0	0	0
09:FLEMINGTON BORO	0	0	0	0	0
10:FRANKLIN TWP	0	0	0	0	0
11:FRENCHTOWN BORO	0	0	0	0	0
12:GLEN GARDNER BORO	0	0	0	0	0
13:HAMPTON BORO	0	0	0	0	0
14:HIGH BRIDGE BORO	0	0	0	0	0
15:HOLLAND TWP	0	0	0	0	0
16:KINGWOOD TWP	0	0	0	0	0
17:LAMBERTVILLE CITY	0	0	0	0	0
18:LEBANON BORO	0	0	0	0	0
19:LEBANON TWP	0	0	0	0	0
20:MILFORD BORO	0	0	0	0	0
21:RARITAN TWP	0	0	0	0	0
22:READINGTON TWP	0	0	0	0	0
23:STOCKTON BORO	0	0	0	0	0
24:TEWKSBURY TWP	0	0	0	0	0
25:UNION TWP	0	0	0	0	0
26:WEST AMWELL TWP	0	0	0	0	0
HUNTERDON	0	0	0	0	0

2022 ABSTRACT OF RATABLES FOR THE COUNTY OF HUNTERDON

TAXING DISTRICT	ADDENDUM: STATE AID ADJUSTMENT FOR BPP			ADDENDUM: REAP DISTRIBUTION SUMMARY		
	COUNTY	SCHOOL	MUNICIPAL	ELIGIBLE PROPERTY ASSESSMENTS	R.E.A.P. AID	TAX RATE CREDIT
01:ALEXANDRIA TWP						
02:BETHLEHEM TWP						
03:BLOOMSBURY BORO						
04:CALIFON BORO						
05:TOWN OF CLINTON						
06:CLINTON TWP						
07:DELAWARE TWP						
08:EAST AMWELL TWP						
09:FLEMINGTON BORO						
10:FRANKLIN TWP						
11:FRENCHTOWN BORO						
12:GLEN GARDNER BORO						
13:HAMPTON BORO						
14:HIGH BRIDGE BORO						
15:HOLLAND TWP						
16:KINGWOOD TWP						
17:LAMBERTVILLE CITY						
18:LEBANON BORO						
19:LEBANON TWP						
20:MILFORD BORO						
21:RARITAN TWP						
22:READINGTON TWP						
23:STOCKTON BORO						
24:TEWKSBURY TWP						
25:UNION TWP						
26:WEST AMWELL TWP						
HUNTERDON						

2022 ABSTRACT OF RATABLES FOR THE COUNTY OF HUNTERDON

SPECIAL TAXING DISTRICTS

TAXING DISTRICT	SPECIAL TAXING DISTRICT	NUMBER OF RATABLES	RATABLE VALUE	BUDGET	SPECIAL DISTRICT RATE
08:EAST AMWELL TWP	FIRE DISTRICT: F01	2,089	673,288,790	264,617.00	.040
09:FLEMINGTON BORO	SPEC IMPROVEMENT: S01	176	157,143,000	238,920.00	.153
09:FLEMINGTON BORO	SPEC IMPROVEMENT: S02	49	76,400,700	123,080.00	.162
10:FRANKLIN TWP	FIRE DISTRICT: F01	1,613	547,081,100	423,000.00	.078
17:LAMBERTVILLE CITY	FIRE DISTRICT: F01	2,052	839,618,392	1,243,140.00	.149

2022 ABSTRACT OF RATABLES FOR THE COUNTY OF HUNTERDON

Total Amount of Miscellaneous Revenues (included Surplus Revenues Appropriated) for the Support of the County Budget	28,784,846.25
Rate per \$100 to be applied to Column 11 for apportionment of County Taxes31501961
Net County Taxes Apportioned (Column 12 A iii)	73,095,531.75
* Adjustments (Net Total (Column 12 A i))	1,510.62
* Net Overpayments are added to the Net Taxes Apportioned Net Underpayments are deducted from the Net Taxes Apportioned	
Rate per \$100 to be applied to Column 11 for apportionment of Library Taxes03093400
Rate per \$100 to be applied to Column 11 for apportionment of Health Taxes00000000
Rate per \$100 to be applied to Column 11 for apportionment of Open Space Taxes03008586
County Percentage Level of Taxable Value of Real Property is 100%	


HUNTERDON COUNTY BOARD OF TAXATION



Edmund C. Watkinson, President



Rina E. Richard, Vice President



Michael J. Pierce, Commissioner

ATTEST: 
 Tony Porto, Tax Administrator

I hereby certify this to be a true copy of the Abstract of Ratables and Exemptions for the County of HUNTERDON, State of New Jersey for the year 2022 as filed with me by the HUNTERDON County Board of Taxation

2022 Hunterdon County Tax Rates

Municipality	County Tax	County Library Tax	County Open Space Tax	District School Tax	Regional School Tax	Municipal Purpose	Municipal Open Space	Municipal Library Tax	General Tax Rate	Special Taxing District Tax Rate*	
Alexandria Township	0.363	0.036	0.035	1.290	0.742	0.286	0.020	0.000	2.772		
Bethlehem Township	0.366	0.036	0.035	1.486	0.684	0.406	0.020	0.000	3.033		
Bloomsbury Borough	0.366	0.036	0.035	2.157	0.000	0.685	0.000	0.000	3.279		
Califon Borough	0.334	0.033	0.032	1.712	0.831	0.677	0.020	0.000	3.639		
Town of Clinton	0.321	0.032	0.031	1.327	0.641	0.875	0.000	0.000	3.227		
Clinton Township	0.341	0.034	0.033	1.290	0.640	0.450	0.020	0.000	2.808		
Delaware Township	0.365	0.036	0.035	1.088	0.555	0.445	0.060	0.000	2.584		
East Amwell Township	0.370	0.037	0.036	1.212	0.643	0.215	0.040	0.000	2.553	F01 .040	
Flemington Borough	0.290	0.000	0.028	1.176	0.485	1.004	0.000	0.030	3.013	B01 .153	B02 .162
Franklin Township	0.322	0.032	0.031	1.255	0.686	0.415	0.005	0.000	2.746	F01 .078	
Frenchtown Borough	0.392	0.039	0.038	1.546	0.648	0.943	0.020	0.000	3.626		
Glen Gardner Borough	0.402	0.040	0.039	1.742	0.766	0.674	0.000	0.000	3.663		
Hampton Borough	0.340	0.034	0.033	2.140	0.640	0.748	0.000	0.000	3.935		
High Bridge Borough	0.347	0.035	0.034	2.121	0.672	1.046	0.000	0.000	4.255		
Holland Township	0.368	0.037	0.035	1.642	0.786	0.189	0.000	0.000	3.057		
Kingwood Township	0.348	0.035	0.034	1.024	0.696	0.325	0.030	0.000	2.492		
Lambertville City	0.326	0.000	0.032	0.000	1.342	0.417	0.010	0.034	2.161	F01 .149	
Lebanon Borough	0.324	0.032	0.031	1.029	0.612	0.483	0.000	0.000	2.511		
Lebanon Township	0.334	0.033	0.032	1.195	0.654	0.299	0.010	0.000	2.557		
Milford Borough	0.365	0.000	0.035	1.783	0.691	0.754	0.000	0.037	3.665		
Raritan Township	0.344	0.034	0.033	1.292	0.633	0.309	0.010	0.000	2.655		
Readington Township	0.336	0.034	0.033	0.998	0.603	0.508	0.020	0.000	2.532		
Stockton Borough	0.330	0.033	0.032	0.000	1.308	0.548	0.010	0.000	2.261		
Tewksbury Township	0.329	0.033	0.032	0.875	0.557	0.397	0.050	0.000	2.273		
Union Township	0.396	0.039	0.038	1.438	0.810	0.326	0.020	0.000	3.067		
West Amwell Township	0.287	0.029	0.028	0.000	1.381	0.303	0.060	0.000	2.088		

*Fire Taxing District = F01

*Business Improvement District= B01,B02

2022 Line Item Breakdown

Municipality	Class 1	Class 2	Class 3A	Class 3B	Class 4A	Class 4B	Class 4C	Personal Property	Total Line Items
Alexandria Township	118	1,515	272	402	33	3	1	2	2,346
Bethlehem Township	133	1,253	133	218	26	7	-	1	1,771
Bloomsbury Borough	33	320	1	6	15	4	3	2	384
Califon Borough	50	386	6	17	29	1	2	1	492
Town of Clinton	33	867	-	3	147	-	10	1	1,061
Clinton Township	186	4,363	105	195	269	9	4	2	5,133
Delaware Township	110	1,379	440	638	35	10	2	2	2,616
East Amwell Township	144	1,248	238	387	63	-	7	2	2,089
Flemington Borough	31	851	-	-	239	2	10	2	1,135
Franklin Township	66	922	242	349	23	4	3	2	1,611
Frenchtown Borough	77	432	2	6	59	5	8	-	589
Glen Gardner Borough	42	706	8	13	15	1	5	2	792
Hampton Borough	46	456	6	19	21	2	2	2	554
High Bridge Borough	81	1,329	6	8	35	7	4	1	1,471
Holland Township	118	1,862	177	274	27	6	1	2	2,467
Kingwood Township	137	1,200	303	536	54	4	4	1	2,239
Lambertville City	185	1,631	1	11	176	8	39	1	2,052
Lebanon Borough	19	586	1	8	58	7	3	1	683
Lebanon Township	163	2,071	201	311	72	5	6	2	2,831
Milford Borough	61	419	4	10	42	3	1	1	541
Raritan Township	501	8,276	146	261	387	30	7	1	9,609
Readington Township	186	5,893	263	451	238	44	3	2	7,080
Stockton Borough	16	208	2	2	20	-	2	1	251
Tewksbury Township	150	1,947	350	542	45	2	-	1	3,037
Union Township	175	1,744	99	152	68	5	2	2	2,247
West Amwell Township	155	932	146	276	65	6	3	1	1,584
Total	3,016	42,796	3,152	5,095	2,261	175	132	38	56,665

<p>Class 1 Vacant Land</p> <p>Class 2 Residential</p> <p>Class 3A Farmhouse (Regular)</p> <p>Class 3B Qualified Farmland</p>	<p>Class 4A Commercial</p> <p>Class 4B Industrial</p> <p>Class 4C Apartment</p>
--	--

2022 Ratable Breakdown

Municipality	Class 1	Class 2	Class 3A	Class 3B	Class 4A	Class 4B	Class 4C	Personal Property	Total Valuation (Column 6)
Alexandria Twp.	\$ 5,833,800	\$ 580,798,000	\$ 109,553,800	\$ 4,319,000	\$ 18,783,800	\$ 836,200	\$ 228,100	\$ 159,949	\$ 720,512,649
Bethlehem Twp.	\$ 5,605,500	\$ 446,228,899	\$ 44,637,100	\$ 2,180,100	\$ 21,384,100	\$ 7,093,800	\$ -	\$ 94	\$ 527,129,593
Bloomsbury Boro.	\$ 441,400	\$ 68,507,900	\$ 331,300	\$ 113,400	\$ 16,639,200	\$ 2,490,300	\$ 1,243,100	\$ 95	\$ 89,766,695
Califon Boro.	\$ 1,939,100	\$ 126,843,600	\$ 2,896,600	\$ 16,808	\$ 15,047,000	\$ 404,900	\$ 382,100	\$ 100	\$ 147,530,208
Town of Clinton	\$ 5,889,700	\$ 316,540,000	\$ -	\$ 34,300	\$ 79,391,900	\$ -	\$ 21,272,200	\$ -	\$ 423,128,100
Clinton Twp.	\$ 12,659,500	\$ 1,735,240,400	\$ 49,369,600	\$ 2,235,600	\$ 176,026,900	\$ 162,716,400	\$ 19,347,900	\$ -	\$ 2,157,596,300
Delaware Twp.	\$ 5,415,420	\$ 548,691,300	\$ 220,079,200	\$ 6,327,410	\$ 17,764,500	\$ 7,270,600	\$ 961,300	\$ -	\$ 806,509,730
East Amwell Twp.	\$ 8,305,100	\$ 455,709,400	\$ 119,932,700	\$ 4,761,600	\$ 80,290,300	\$ -	\$ 3,448,600	\$ 841,090	\$ 673,288,790
Flemington Boro.	\$ 2,182,600	\$ 252,122,700	\$ -	\$ -	\$ 179,508,120	\$ 1,910,000	\$ 61,891,500	\$ -	\$ 497,614,920
Franklin Twp.	\$ 4,054,600	\$ 391,411,600	\$ 106,388,400	\$ 4,283,500	\$ 36,473,100	\$ 2,028,900	\$ 1,037,400	\$ 1,403,600	\$ 547,081,100
Frenchtown Boro.	\$ 4,642,100	\$ 115,645,059	\$ 788,600	\$ 26,300	\$ 23,859,400	\$ 1,167,050	\$ 5,699,900	\$ -	\$ 151,828,409
Glen Gardner Boro.	\$ 1,097,000	\$ 129,405,900	\$ 2,335,600	\$ 43,263	\$ 4,746,100	\$ 568,600	\$ 1,482,000	\$ -	\$ 139,678,463
Hampton Boro.	\$ 1,843,101	\$ 109,229,385	\$ 2,557,900	\$ 179,600	\$ 5,075,050	\$ 829,400	\$ 2,230,000	\$ -	\$ 121,944,436
High Bridge Boro.	\$ 1,435,300	\$ 309,200,400	\$ 2,071,600	\$ 10,200	\$ 17,394,000	\$ 11,494,900	\$ 2,053,600	\$ -	\$ 343,660,000
Holland Twp.	\$ 8,791,500	\$ 526,881,200	\$ 66,460,300	\$ 2,635,730	\$ 13,867,311	\$ 10,198,100	\$ 429,300	\$ 1,188,633	\$ 630,452,074
Kingwood Twp.	\$ 17,793,300	\$ 436,406,234	\$ 119,018,000	\$ 5,042,940	\$ 35,075,100	\$ 8,972,900	\$ 2,009,500	\$ 1,437,091	\$ 625,755,065
Lambertville City	\$ 5,022,883	\$ 667,878,100	\$ 462,000	\$ 2,616	\$ 125,843,800	\$ 12,255,000	\$ 28,153,993	\$ -	\$ 839,618,392
Lebanon Boro.	\$ 1,418,900	\$ 163,619,900	\$ 681,000	\$ 29,923	\$ 76,472,300	\$ 8,713,980	\$ 29,637,000	\$ -	\$ 280,573,003
Lebanon Twp.	\$ 8,616,300	\$ 777,282,993	\$ 88,560,000	\$ 2,094,400	\$ 46,892,100	\$ 3,355,500	\$ 3,421,060	\$ 94,882	\$ 930,317,235
Milford Boro.	\$ 2,013,900	\$ 94,884,171	\$ 1,166,400	\$ 20,500	\$ 12,877,870	\$ 1,985,800	\$ 2,900,000	\$ 175,574	\$ 116,024,215
Raritan Twp.	\$ 49,103,200	\$ 3,354,143,300	\$ 66,664,800	\$ 2,669,500	\$ 647,156,400	\$ 107,985,900	\$ 32,531,400	\$ -	\$ 4,260,254,500
Readington Twp.	\$ 17,487,300	\$ 2,651,788,600	\$ 138,695,600	\$ 4,728,700	\$ 412,961,800	\$ 83,360,200	\$ 1,815,000	\$ 592,163	\$ 3,311,429,363
Stockton Boro.	\$ 988,600	\$ 75,761,900	\$ 845,100	\$ 18,400	\$ 12,709,400	\$ -	\$ 1,018,600	\$ -	\$ 91,342,000
Tewksbury Twp.	\$ 9,248,700	\$ 1,227,488,600	\$ 281,557,100	\$ 3,943,600	\$ 51,791,300	\$ 2,812,900	\$ -	\$ -	\$ 1,576,842,200
Union Twp.	\$ 19,257,200	\$ 530,371,000	\$ 38,132,400	\$ 1,054,200	\$ 114,151,232	\$ 4,624,300	\$ 947,900	\$ -	\$ 708,538,232
West Amwell Twp.	\$ 9,524,374	\$ 448,887,400	\$ 97,301,500	\$ 2,311,600	\$ 40,530,709	\$ 16,212,000	\$ 1,563,700	\$ 637,446	\$ 616,968,729
Total	\$ 210,610,378	\$ 16,540,967,941	\$ 1,560,486,600	\$ 49,083,190	\$ 2,282,712,792	\$ 459,287,630	\$ 225,705,153	\$ 6,530,717	\$ 21,335,384,401

Class 1 **Vacant Land**
Class 2 **Residential**
Class 3A **Farmhouse (Regular)**
Class 3B **Qualified Farmland**

Class 4A **Commercial**
Class 4B **Industrial**
Class 4C **Apartment**

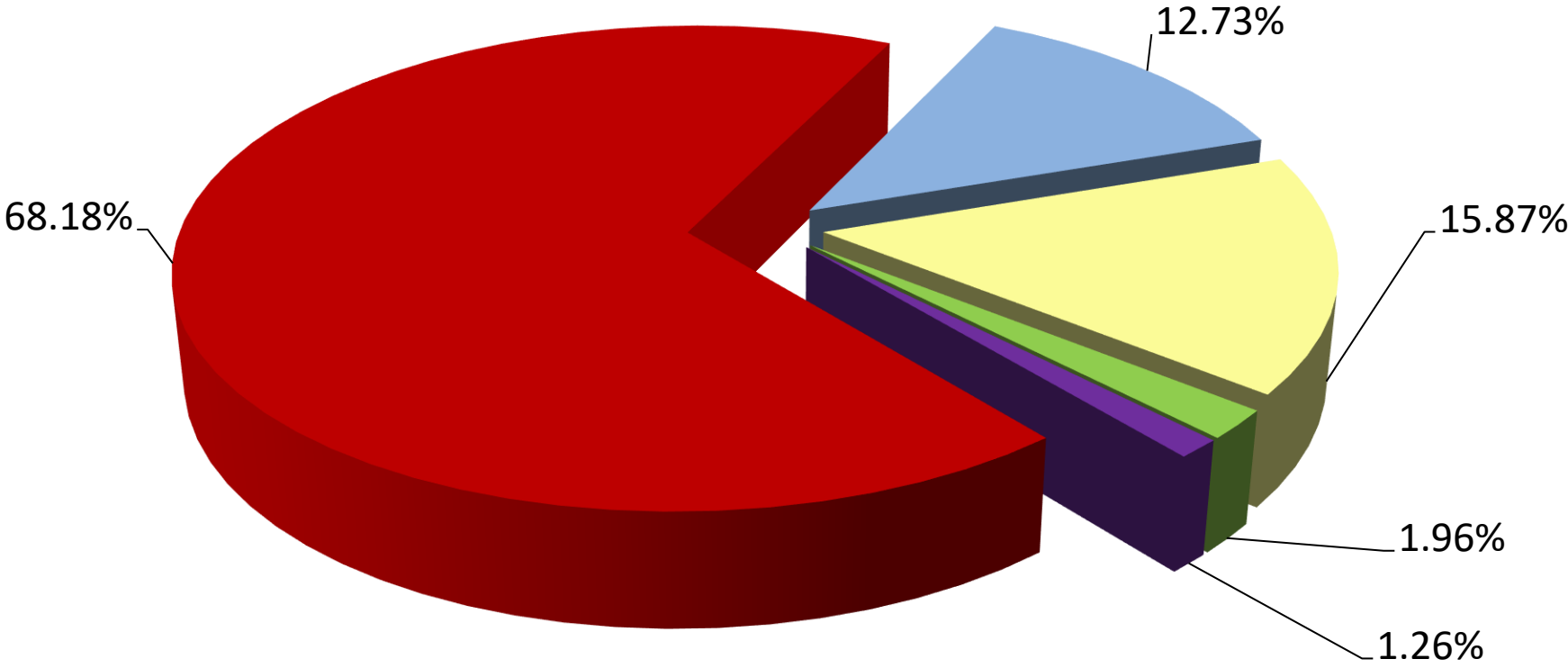
Hunterdon County Tax Assessors

01. Alexandria Township	Laura Whitaker	242 Little York-Mt. Pleasant, Milford, NJ 08848	908-996-7071
02. Bethlehem Township	Laura Whitaker	405 Mine Rd., Asbury, NJ 08802	908-735-4107
03. Bloomsbury Borough	Kevin Palumbo	91 Brunswick Ave., Bloomsbury, NJ 08804	908-479-4200
04. Califon Borough	Penny Holenstein	P.O. Box 368, Califon, NJ 07830	908-832-7850
05. Town of Clinton	Fran Kuczynski	P.O. Box 5194, Clinton, NJ 08809	908-735-8616
06. Clinton Township	Jeff Ward	1225 Route 31 South, Lebanon, NJ 08833	908-735-2053
07. Delaware Township	Michelle Trivigno	P.O. Box 500, Sergeantsville, NJ 08557	609-397-3240
08. East Amwell Township	Marianne Busher	1070 Route 202, Ringoes, NJ 08551	908-782-8536
09. Flemington Borough	Edward Kerwin	38 Park Ave., Flemington, NJ 08822	908-782-8840
10. Franklin Township	Jeff Ward	202 Sidney Rd., Pittstown, NJ 08867	908-735-5215
11. Frenchtown Borough	Erica Brandmaier	Boro. Hall, 29 Second St., Frenchtown, NJ 08825	908-996-4524
12. Glen Gardner Borough	Michelle Trivigno	P.O. Box 307, Glen Gardner, NJ 08826	908-507-9737
13. Hampton Borough	Jeff Ward	P.O. Box 418, Hampton, NJ 08827	908-537-2329
14. High Bridge Borough	Anna-Maria Obiedzinski	71 Main St., High Bridge, NJ 08829	908-638-6455
15. Holland Township	Michelle Trivigno	61 Church St., Milford, NJ 08848	908-995-4830
16. Kingwood Township	Erica Brandmaier	P.O. Box 199, Baptistown, NJ 08803	908-996-4276
17. Lambertville City	Rick Carmosino	18 York St., Lambertville, NJ 08530	609-397-0801
18. Lebanon Borough	Jeff Burd	6 High St., Lebanon, NJ 08833	609-538-7610
19. Lebanon Township	Erica Brandmaier	530 West Hill Rd., Glen Gardner, NJ 08826	908-638-8523
20. Milford Borough	Jennifer Carabelli	P.O. Box 507, Milford, NJ 08848	908-995-4323
21. Raritan Township	Marianne Busher	One Municipal Dr., Flemington, NJ 08822	908-806-6933
22. Readington Township	Laura Whitaker	509 Route 523, White House Station, NJ 08889	908-534-9715
23. Stockton Borough	Michelle Trivigno	P.O. Box M, Stockton, NJ 08559	609-397-0070
24. Tewksbury Township	Anna-Maria Obiedzinski	169 Old Turnpike Rd., Califon, NJ 07830	908-439-0022
25. Union Township	Michelle Trivigno	140 Perryville Rd., Hampton, NJ 08827	908-735-8027
26. West Amwell Township	Jeff Burd	150 Rocktown Rd., Lambertville, NJ 08530	609-397-7224

Hunterdon County Tax Collectors

01. Alexandria Township	Kris Boxwell	242 Little York-Mt. Pleasant Rd. Milford, NJ 08848	908-996-7071
02. Bethlehem Township	Gene Leporiere	405 Mine Rd., Asbury, NJ 08802	908-735-4107
03. Bloomsbury Borough	Jennifer Harrington	91 Brunswick Ave., Bloomsbury, NJ 08804	908-479-4200
04. Califon Borough	Laura Amada	36 Academy Street, Califon, NJ 07830	908-832-7850
05. Town of Clinton	Kathy Olsen	43 Leigh Street, P.O. Box 5194, Clinton, NJ 08809	908-735-8616
06. Clinton Township	Patricia Centofanti	1225 Route 31 South, Lebanon, NJ 08833	908-735-5242
07. Delaware Township	Danene Gooding	P.O. Box 500, Sergeantsville, NJ 08557	609-397-3240
08. East Amwell Township	Ann Marie Silvia	1070 Route 202, Ringoes, NJ 08551	908-782-8536
09. Flemington Borough	Rebecca Newman	38 Park Ave., Flemington, NJ 08822	908-782-8840
10. Franklin Township	Cameron Keng	202 Sidney Rd., Pittstown, NJ 08867	908-735-5215
11. Frenchtown Borough	Danielle Lattig	Boro. Hall, 29 Second St., Frenchtown, NJ 08825	908-996-4524
12. Glen Gardner Borough	Diane Laudenbach	P.O. Box 307, Glen Gardner, NJ 08826	908-537-0084
13. Hampton Borough	Diane Laudenbach	P.O. Box 418, Hampton, NJ 08827	908-537-2329
14. High Bridge Borough	Bonnie Fleming	97 West Main St., High Bridge, NJ 08829	908-638-6455
15. Holland Township	Ann Marie Silvia	61 Church St., Milford, NJ 08848	908-995-2047
16. Kingwood Township	Diane Laudenbach	P.O. Box 199, Baptistown, NJ 08803	908-996-4276
17. Lambertville City	Cynthia McBride	18 York St., Lambertville, NJ 08530	609-397-0801
18. Lebanon Borough	Rebecca Newman	6 High St., Lebanon, NJ 08833	908-236-2425
19. Lebanon Township	Ann Marie Silvia	530 West Hill Rd., Glen Gardner, NJ 08826	908-638-8523
20. Milford Borough	Eloise Hagaman	P.O. Box 507, Milford, NJ 08848	908-995-4323
21. Raritan Township	Kris Boxwell	One Municipal Dr., Flemington, NJ 08822	908-806-8261
22. Readington Township	Michael Balogh	509 Route 523, White House Station, NJ 08889	908-534-9761
23. Stockton Borough	Diane McDaniel	P.O. Box M, Stockton, NJ 08559	609-397-0070
24. Tewksbury Township	Liz Holtz	169 Old Turnpike Rd., Califon, NJ 07830	908-439-0022
25. Union Township	Colleen Dolan	140 Perryville Rd., Hampton, NJ 08827	908-735-8027
26. West Amwell Township	Gail Brewi	150 Rocktown Rd., Lambertville, NJ 08530	609-397-2054

Hunterdon County 2022 Tax Levy Breakdown



■ Schools ■ County ■ Municipal ■ Open Space ■ Libraries