

Hunterdon County Board of Taxation

Abstract of Ratables

Tony Porto, Tax Administrator

Timothy J. Korzun, President

Edmund C. Watkinson, Vice President

Michael J. Pierce, Commissioner

Rina E. Richard, Commissioner



2019 ABSTRACT OF RATABLES FOR THE COUNTY OF HUNTERDON

TAXING DISTRICTS	1		2	3	4	5	6
	TAXABLE VALUE						
	(A)	(B)					
LAND	IMPROVEMENTS (INCLUDES PARTIAL EXEMPTIONS & ABATEMENTS)	TAXABLE VALUE OF LAND AND IMPROVEMENTS (COL 1A+1B)	TOTAL TAXABLE VALUE OF PARTIAL EXEMPTIONS & ABATEMENTS (ASSESSED VAL.)	NET TAXABLE VALUE OF LAND & IMPROVEMENTS (COL 2-3)	TAXABLE VALUE COMMUNICATION EQUIPMENT	NET TAXABLE VALUE (COL 4+5)	
01:ALEXANDRIA TWP	260,459,230	457,513,200	717,972,430	0	717,972,430	169,385	718,141,815
02:BETHLEHEM TWP	174,438,927	353,982,000	528,420,927	0	528,420,927	94	528,421,021
03:BLOOMSBURY BORO	23,604,900	66,832,200	90,437,100	0	90,437,100	95	90,437,195
04:CALIFON BORO	56,135,368	89,582,500	145,717,868	0	145,717,868	100	145,717,968
05:TOWN OF CLINTON	124,804,650	260,240,000	385,044,650	0	385,044,650	0	385,044,650
06:CLINTON TWP	646,709,600	1,501,406,100	2,148,115,700	174,600	2,147,941,100	0	2,147,941,100
07:DELAWARE TWP	326,167,330	474,076,400	800,243,730	0	800,243,730	0	800,243,730
08:EAST AMWELL TWP	280,811,685	388,925,800	669,737,485	0	669,737,485	878,047	670,615,532
09:FLEMINGTON BORO	175,295,300	282,280,200	457,575,500	25,000	457,550,500	0	457,550,500
10:FRANKLIN TWP	225,110,500	318,383,400	543,493,900	0	543,493,900	1,403,600	544,897,500
11:FRENCHTOWN BORO	64,801,100	83,378,350	148,179,450	0	148,179,450	0	148,179,450
12:GLEN GARDNER BORO	39,724,063	100,403,700	140,127,763	0	140,127,763	0	140,127,763
13:HAMPTON BORO	39,017,582	80,936,135	119,953,717	0	119,953,717	0	119,953,717
14:HIGH BRIDGE BORO	125,637,400	204,128,000	329,765,400	80,700	329,684,700	0	329,684,700
15:HOLLAND TWP	190,220,130	434,551,511	624,771,641	0	624,771,641	1,124,474	625,896,115
16:KINGWOOD TWP	260,238,300	355,404,100	615,642,400	0	615,642,400	1,545,288	617,187,688
17:LAMBERTVILLE CITY	407,503,589	372,777,993	780,281,582	0	780,281,582	0	780,281,582
18:LEBANON BORO	88,407,803	191,830,300	280,238,103	117,200	280,120,903	0	280,120,903
19:LEBANON TWP	268,769,045	479,495,700	748,264,745	0	748,264,745	65,914	748,330,659
20:MILFORD BORO	45,674,400	70,107,941	115,782,341	0	115,782,341	179,792	115,962,133
21:RARITAN TWP	1,760,539,200	2,343,882,600	4,104,421,800	304,900	4,104,116,900	0	4,104,116,900
22:READINGTON TWP	965,209,557	1,648,825,300	2,614,034,857	58,200	2,613,976,657	483,414	2,614,460,071
23:STOCKTON BORO	53,626,500	38,356,400	91,982,900	0	91,982,900	0	91,982,900
24:TEWKSBURY TWP	582,821,355	773,884,810	1,356,706,165	0	1,356,706,165	0	1,356,706,165
25:UNION TWP	203,771,025	494,931,282	698,702,307	0	698,702,307	0	698,702,307
26:WEST AMWELL TWP	176,712,600	359,367,909	536,080,509	0	536,080,509	610,479	536,690,988
HUNTERDON	7,566,211,139	12,225,483,831	19,791,694,970	760,600	19,790,934,370	6,460,682	19,797,395,052

2019 ABSTRACT OF RATABLES FOR THE COUNTY OF HUNTERDON

TAXING DISTRICTS	7	8	9		10		11
	GENERAL TAX RATE PER \$100	COUNTY EQUALI- ZATION RATIO	TRUE VALUE		EQUALIZATION		NET VALUATION FOR COUNTY TAX APPORTIONMENT (COL 6-9A+9B -10A+10B)
			(A) UEZ ABATEMENT EXPIRED	(B) CLASS II RAILROADS	(A) AMOUNTS DEDUCTED	(B) AMOUNTS ADDED	
01:ALEXANDRIA TWP	2.629	91.88%	0	0		65,382,092	783,523,907
02:BETHLEHEM TWP	2.926	94.08%	0	0		34,400,657	562,821,678
03:BLOOMSBURY BORO	3.033	91.56%	0	0		8,818,691	99,255,886
04:CALIFON BORO	3.475	97.98%	0	0		3,408,111	149,126,079
05:TOWN OF CLINTON	3.174	96.65%	0	0		14,737,942	399,782,592
06:CLINTON TWP	2.651	95.04%	0	0		116,156,765	2,264,097,865
07:DELAWARE TWP	2.529	92.91%	0	0		64,160,159	864,403,889
08:EAST AMWELL TWP	2.425	89.12%	0	0		84,497,763	755,113,295
09:FLEMINGTON BORO	3.110	100.96%	0	0		666,433	458,216,933
10:FRANKLIN TWP	2.599	95.71%	0	0		26,578,645	571,476,145
11:FRENCHTOWN BORO	3.459	88.71%	0	0		20,447,125	168,626,575
12:GLEN GARDNER BORO	3.307	85.95%	0	0		23,128,301	163,256,064
13:HAMPTON BORO	3.478	96.40%	0	0		4,723,305	124,677,022
14:HIGH BRIDGE BORO	4.131	88.04%	0	0		48,482,692	378,167,392
15:HOLLAND TWP	2.738	92.33%	0	0		53,984,456	679,880,571
16:KINGWOOD TWP	2.315	100.29%	0	0		596,013	617,783,701
17:LAMBERTVILLE CITY	2.034	100.24%	0	0		2,053,101	782,334,683
18:LEBANON BORO	2.421	94.34%	0	0		17,305,669	297,426,572
19:LEBANON TWP	2.945	81.69%	0	0		169,728,427	918,059,086
20:MILFORD BORO	3.692	93.95%	0	0		12,705,114	128,667,247
21:RARITAN TWP	2.519	96.28%	0	0		183,233,631	4,287,350,531
22:READINGTON TWP	2.983	81.69%	0	0		590,487,588	3,204,947,659
23:STOCKTON BORO	2.070	102.05%	0	0	1,580,549		90,402,351
24:TEWKSBURY TWP	2.585	81.46%	0	0		312,809,640	1,669,515,805
25:UNION TWP	2.858	81.37%	0	0		162,089,373	860,791,680
26:WEST AMWELL TWP	2.244	101.68%	0	0	7,545,781		529,145,207
HUNTERDON		%	0	0	9,126,330	2,020,581,693	21,808,850,415

2019 ABSTRACT OF RATABLES FOR THE COUNTY OF HUNTERDON

SECTION 12 - A

TAXING DISTRICT	(i)	(ii)				(iii)	(iv)	(v)
	TOTAL COUNTY TAXES APPORTIONED	ADJUSTMENTS RESULTING FROM:				NET COUNTY TAXES APPORTIONED	MUNICIPAL BUDGET STATE AID	NET COUNTY TAXES APPORTIONED LESS STATE AID (COL.12 AIII-12AIV-COUNTY BPP ADJUSTMENT)
		(A) EQUAL TABLE APPEALS		(B) APPEALS & CORRECTIONS				
		DEDUCT OVERPAY	ADD UNDERPAY	DEDUCT OVERPAY	ADD UNDERPAY			
01:ALEXANDRIA TWP	2,468,253.96	.00	.00	2,243.60	.00	2,466,010.36	.00	2,466,010.36
02:BETHLEHEM TWP	1,772,998.66	.00	.00	1,666.99	.00	1,771,331.67	.00	1,771,331.67
03:BLOOMSBURY BORO	312,675.50	.00	.00	12,382.49	.00	300,293.01	.00	300,293.01
04:CALIFON BORO	469,776.39	.00	.00	104.50	.00	469,671.89	.00	469,671.89
05:TOWN OF CLINTON	1,259,393.56	.00	.00	16.40	.00	1,259,377.16	.00	1,259,377.16
06:CLINTON TWP	7,132,352.26	.00	.00	387.44	.00	7,131,964.82	.00	7,131,964.82
07:DELAWARE TWP	2,723,041.76	.00	.00	101.09	.00	2,722,940.67	.00	2,722,940.67
08:EAST AMWELL TWP	2,378,754.96	.00	.00	511.53	.00	2,378,243.43	.00	2,378,243.43
09:FLEMINGTON BORO	1,443,473.20	.00	.00	540.68	.00	1,442,932.52	.00	1,442,932.52
10:FRANKLIN TWP	1,800,261.92	.00	.00	535.13	.00	1,799,726.79	.00	1,799,726.79
11:FRENCHTOWN BORO	531,206.78	.00	.00	3,100.42	.00	528,106.36	.00	528,106.36
12:GLEN GARDNER BORO	514,288.62	.00	.00	.00	.00	514,288.62	.00	514,288.62
13:HAMPTON BORO	392,757.07	.00	.00	720.64	.00	392,036.43	.00	392,036.43
14:HIGH BRIDGE BORO	1,191,301.44	.00	.00	775.89	.00	1,190,525.55	.00	1,190,525.55
15:HOLLAND TWP	2,141,757.12	.00	.00	266.23	.00	2,141,490.89	.00	2,141,490.89
16:KINGWOOD TWP	1,946,139.81	.00	.00	941.44	.00	1,945,198.37	.00	1,945,198.37
17:LAMBERTVILLE CITY	2,464,507.67	.00	.00	521.32	.00	2,463,986.35	.00	2,463,986.35
18:LEBANON BORO	936,952.03	.00	.00	.00	21,124.85	958,076.88	.00	958,076.88
19:LEBANON TWP	2,892,066.15	.00	.00	930.91	.00	2,891,135.24	.00	2,891,135.24
20:MILFORD BORO	405,327.06	.00	.00	1,712.16	.00	403,614.90	.00	403,614.90
21:RARITAN TWP	13,505,994.92	.00	.00	4,747.67	.00	13,501,247.25	.00	13,501,247.25
22:READINGTON TWP	10,096,213.62	.00	.00	4,184.72	.00	10,092,028.90	.00	10,092,028.90
23:STOCKTON BORO	284,785.13	.00	.00	.00	.00	284,785.13	.00	284,785.13
24:TEWKSBURY TWP	5,259,302.18	.00	.00	10,522.58	.00	5,248,779.60	.00	5,248,779.60
25:UNION TWP	2,711,662.59	.00	.00	520.29	.00	2,711,142.30	.00	2,711,142.30
26:WEST AMWELL TWP	1,666,911.16	.00	.00	791.62	.00	1,666,119.54	.00	1,666,119.54
HUNTERDON	68,702,155.52	.00	.00	48,225.74	21,124.85	68,675,054.63	.00	68,675,054.63

2019 ABSTRACT OF RATABLES FOR THE COUNTY OF HUNTERDON

TAXING DISTRICTS	SECTION 12 - B			SECTION 12 - C		
	(A)	(B)	(C)	LOCAL TAXES TO BE RAISED FOR:		
	COUNTY LIBRARY TAXES APPORTIONED	COUNTY HEALTH SERVICE TAXES APPORTIONED	COUNTY OPEN SPACE TAXES APPORTIONED	(i) DISTRICT SCHOOL PURPOSES		
				(A) DISTRICT SCHOOL (adjusted for BPP)	(B) REG., CONSOL. & JOINT SCHOOL (adjusted for BPP)	(C) LOCAL SCHOOL (adjusted for BPP)
01:ALEXANDRIA TWP	242,150.29	.00	235,511.52	8,753,628.00	4,966,127.00	.00
02:BETHLEHEM TWP	173,938.56	.00	169,170.03	7,542,599.00	3,672,841.00	.00
03:BLOOMSBURY BORO	29,448.18	.00	28,649.88	1,808,901.00	.00	.00
04:CALIFON BORO	46,120.24	.00	44,855.78	2,379,400.00	1,200,449.00	.00
05:TOWN OF CLINTON	123,667.10	.00	120,276.43	5,167,969.00	2,327,281.00	.00
06:CLINTON TWP	700,337.75	.00	681,136.19	25,595,326.00	13,696,346.00	.00
07:DELAWARE TWP	267,384.74	.00	260,053.38	8,806,417.00	4,293,628.00	.00
08:EAST AMWELL TWP	233,536.19	.00	227,133.26	7,257,323.00	4,534,001.00	.00
09:FLEMINGTON BORO	.00	.00	137,805.46	5,851,192.00	2,238,035.00	.00
10:FRANKLIN TWP	176,727.40	.00	171,882.09	6,410,425.00	3,637,505.00	.00
11:FRENCHTOWN BORO	51,850.36	.00	50,428.63	2,130,286.00	965,161.00	.00
12:GLEN GARDNER BORO	50,501.63	.00	49,116.99	2,209,424.00	893,832.00	.00
13:HAMPTON BORO	38,495.53	.00	37,440.34	2,094,076.00	748,922.00	.00
14:HIGH BRIDGE BORO	116,904.04	.00	113,698.89	6,832,760.00	1,910,586.00	.00
15:HOLLAND TWP	210,287.40	.00	204,522.64	9,201,300.00	4,183,203.00	.00
16:KINGWOOD TWP	191,011.07	.00	185,774.34	6,050,612.00	3,912,741.00	.00
17:LAMBERTVILLE CITY	.00	.00	235,322.09	.00	10,238,857.00	.00
18:LEBANON BORO	94,098.80	.00	91,510.80	2,828,942.00	1,536,835.00	.00
19:LEBANON TWP	283,898.83	.00	276,114.80	10,327,000.00	5,535,378.00	.00
20:MILFORD BORO	.00	.00	38,544.47	1,952,428.00	1,016,323.00	.00
21:RARITAN TWP	1,325,781.28	.00	1,289,432.20	49,329,784.00	25,060,637.00	.00
22:READINGTON TWP	990,997.88	.00	963,826.23	31,174,794.00	19,277,722.00	.00
23:STOCKTON BORO	27,965.06	.00	27,198.32	.00	1,135,807.00	.00
24:TEWKSBURY TWP	515,395.76	.00	501,263.62	13,277,292.00	9,064,448.00	.00
25:UNION TWP	266,225.13	.00	258,925.82	9,339,619.00	5,175,936.00	.00
26:WEST AMWELL TWP	163,604.56	.00	159,120.28	.00	8,120,865.00	.00
HUNTERDON	6,320,327.78	.00	6,558,714.48	226,321,497.00	139,343,466.00	.00

2019 ABSTRACT OF RATABLES FOR THE COUNTY OF HUNTERDON

TAXING DISTRICTS	SECTION 12 - C			SECTION 12 - D
	LOCAL TAXES TO BE RAISED FOR:			TOTAL LEVY ON WHICH TAX RATE IS COMPUTED
	(ii) LOCAL MUNICIPAL PURPOSES			
	(A) MUNICIPAL BUDGET (adjusted for BPP)	(B) MUNICIPAL OPEN SPACE BUDGET	(C) MUNICIPAL LIBRARY BUDGET	
01:ALEXANDRIA TWP	2,067,491.49	143,594.49	.00	18,874,513.15
02:BETHLEHEM TWP	2,024,274.76	105,837.00	.00	15,459,992.02
03:BLOOMSBURY BORO	574,955.00	.00	.00	2,742,247.07
04:CALIFON BORO	892,698.00	29,144.00	.00	5,062,338.91
05:TOWN OF CLINTON	3,222,130.36	.00	.00	12,220,701.05
06:CLINTON TWP	8,699,044.89	429,594.62	.00	56,933,750.27
07:DELAWARE TWP	3,401,000.00	480,000.00	.00	20,231,423.79
08:EAST AMWELL TWP	1,363,000.00	268,000.00	.00	16,261,236.88
09:FLEMINGTON BORO	4,409,018.11	.00	150,656.89	14,229,639.98
10:FRANKLIN TWP	1,938,324.42	27,174.70	.00	14,161,765.40
11:FRENCHTOWN BORO	1,369,534.23	29,991.43	.00	5,125,358.01
12:GLEN GARDNER BORO	916,450.00	.00	.00	4,633,613.24
13:HAMPTON BORO	860,781.68	.00	.00	4,171,751.98
14:HIGH BRIDGE BORO	3,453,104.10	.00	.00	13,617,578.58
15:HOLLAND TWP	1,193,600.00	.00	.00	17,134,403.93
16:KINGWOOD TWP	1,816,150.00	185,156.00	.00	14,286,642.78
17:LAMBERTVILLE CITY	2,590,794.47	78,028.16	259,010.42	15,865,998.49
18:LEBANON BORO	1,271,200.00	.00	.00	6,780,663.48
19:LEBANON TWP	2,647,516.00	74,833.00	.00	22,035,875.87
20:MILFORD BORO	828,251.00	.00	41,025.00	4,280,186.37
21:RARITAN TWP	12,524,247.51	328,329.35	.00	103,359,458.59
22:READINGTON TWP	14,954,264.00	522,795.00	.00	77,976,428.01
23:STOCKTON BORO	418,469.06	9,200.00	.00	1,903,424.57
24:TEWKSBURY TWP	5,776,319.00	678,353.00	.00	35,061,850.98
25:UNION TWP	2,075,506.63	139,740.46	.00	19,967,095.34
26:WEST AMWELL TWP	1,610,070.00	322,015.00	.00	12,041,794.38
HUNTERDON	82,898,194.71	3,851,786.21	450,692.31	534,419,733.12

2019 ABSTRACT OF RATABLES FOR THE COUNTY OF HUNTERDON

SECTION 13

REAL PROPERTY EXEMPT FROM TAXATION

TAXING DISTRICTS	(A)	(B)	(C)	(D)	(E)	(F)	(G)
	PUBLIC SCHOOL	OTHER SCHOOL	PUBLIC PROPERTY	CHURCH AND CHARITABLE	CEMETERIES AND GRAVEYARDS	OTHER EXEMPTS	TOTAL AMOUNT OF EXEMPTS (13A+B+C+D+E+F)
01:ALEXANDRIA TWP	45,297,500	0	12,039,800	5,762,500	286,200	3,915,300	67,301,300
02:BETHLEHEM TWP	4,233,197	0	20,957,629	2,151,100	213,300	3,430,700	30,985,926
03:BLOOMSBURY BORO	2,823,500	0	2,235,800	2,623,400	0	1,594,200	9,276,900
04:CALIFON BORO	3,021,600	0	1,503,100	3,949,900	290,800	3,562,100	12,327,500
05:TOWN OF CLINTON	3,197,600	0	11,415,700	3,742,000	836,800	7,056,200	26,248,300
06:CLINTON TWP	70,314,122	0	197,778,396	21,858,585	703,900	24,776,500	315,431,503
07:DELAWARE TWP	3,932,900	0	18,216,000	4,465,000	1,163,100	12,184,900	39,961,900
08:EAST AMWELL TWP	6,217,972	0	18,189,112	4,508,000	1,000,200	13,347,800	43,263,084
09:FLEMINGTON BORO	5,692,000	0	34,655,500	14,868,400	1,672,000	9,836,200	66,724,100
10:FRANKLIN TWP	4,289,700	0	14,256,600	11,151,500	450,300	6,247,600	36,395,700
11:FRENCHTOWN BORO	2,832,500	0	5,831,500	2,217,200	360,400	1,943,400	13,185,000
12:GLEN GARDNER BORO	0	0	2,502,542	554,200	124,500	2,484,003	5,665,245
13:HAMPTON BORO	3,071,800	0	2,208,300	1,794,800	328,300	3,740,100	11,143,300
14:HIGH BRIDGE BORO	5,681,938	0	16,308,934	3,801,743	0	4,462,237	30,254,852
15:HOLLAND TWP	13,631,000	0	12,890,900	5,110,500	0	4,847,900	36,480,300
16:KINGWOOD TWP	3,978,650	0	13,273,700	5,564,400	296,600	15,763,200	38,876,550
17:LAMBERTVILLE CITY	2,339,400	2,125,200	14,597,200	17,273,750	937,300	20,836,600	58,109,450
18:LEBANON BORO	3,975,150	0	6,924,200	4,260,517	605,900	1,378,900	17,144,667
19:LEBANON TWP	26,409,600	1,372,700	138,176,663	6,419,000	78,600	9,840,400	182,296,963
20:MILFORD BORO	883,800	0	9,381,400	3,837,900	344,100	1,774,100	16,221,300
21:RARITAN TWP	111,505,654	0	101,661,585	90,331,263	550,600	51,867,669	355,916,771
22:READINGTON TWP	22,054,805	0	56,983,535	14,322,325	1,588,200	20,850,200	115,799,065
23:STOCKTON BORO	479,800	0	7,426,100	1,792,800	13,000	1,999,200	11,710,900
24:TEWKSBURY TWP	17,400,180	0	30,981,300	5,941,000	910,400	14,140,900	69,373,780
25:UNION TWP	17,902,000	0	212,804,600	4,295,900	242,500	4,351,700	239,596,700
26:WEST AMWELL TWP	9,831,800	0	19,885,000	1,994,500	148,600	4,780,100	36,640,000
HUNTERDON	390,998,168	3,497,900	983,085,096	244,592,183	13,145,600	251,012,109	1,886,331,056

2019 ABSTRACT OF RATABLES FOR THE COUNTY OF HUNTERDON

TAXING DISTRICTS	SECTION 14				SECTION 15	
	AMOUNT OF MISCELLANEOUS REVENUES TO SUPPORT LOCAL BUDGET				DEDUCTIONS ALLOWED	
	(A) SURPLUS REVENUE	(B) MISCELLANEOUS REVENUES ANTICIPATED	(C) RECEIPTS FROM DELINQUENT TAX	(D) TOTAL OF MISCELLANEOUS REVENUES (COL. 14A+B+C)	(A) SENIOR CITIZEN, DISABLED AND SURVIVING SPOUSE	(B) VETERANS AND WIDOWS
01:ALEXANDRIA TWP	1,850,000.00	682,247.10	170,000.00	2,702,247.10	2,500.00	26,650.00
02:BETHLEHEM TWP	1,000,000.00	501,013.98	220,000.00	1,721,013.98	1,750.00	26,750.00
03:BLOOMSBURY BORO	272,957.00	80,730.61	45,000.00	398,687.61	250.00	5,750.00
04:CALIFON BORO	116,000.00	981,951.00	37,500.00	1,135,451.00	1,000.00	4,250.00
05:TOWN OF CLINTON	495,000.00	1,019,229.90	100,000.00	1,614,229.90	750.00	10,750.00
06:CLINTON TWP	851,500.00	3,493,306.98	425,000.00	4,769,806.98	3,000.00	64,500.00
07:DELAWARE TWP	357,000.00	727,795.65	245,202.95	1,329,998.60	4,000.00	35,250.00
08:EAST AMWELL TWP	300,000.00	1,001,000.00	236,000.00	1,537,000.00	3,250.00	31,000.00
09:FLEMINGTON BORO	189,139.00	902,275.65	250,000.00	1,341,414.65	2,000.00	10,250.00
10:FRANKLIN TWP	400,000.00	809,770.88	250,000.00	1,459,770.88	1,500.00	16,250.00
11:FRENCHTOWN BORO	275,000.00	467,932.15	150,000.00	892,932.15	1,000.00	7,500.00
12:GLEN GARDNER BORO	210,850.00	219,672.14	46,600.37	477,122.51	1,000.00	5,250.00
13:HAMPTON BORO	120,000.00	155,036.53	65,000.00	340,036.53	500.00	6,500.00
14:HIGH BRIDGE BORO	800,000.00	1,518,605.20	174,000.00	2,492,605.20	2,250.00	17,000.00
15:HOLLAND TWP	725,000.00	3,394,833.82	210,000.00	4,329,833.82	10,250.00	48,250.00
16:KINGWOOD TWP	652,500.00	546,992.00	355,977.00	1,555,469.00	3,750.00	21,000.00
17:LAMBERTVILLE CITY	445,454.00	2,188,989.01	153,750.00	2,788,193.01	4,750.00	20,500.00
18:LEBANON BORO	356,000.00	300,811.73	153,530.77	810,342.50	2,000.00	8,750.00
19:LEBANON TWP	650,000.00	3,163,468.00	300,000.00	4,113,468.00	4,250.00	35,250.00
20:MILFORD BORO	158,000.00	396,935.00	110,000.00	664,935.00	2,250.00	8,250.00
21:RARITAN TWP	1,424,050.00	4,788,585.40	505,000.00	6,717,635.40	15,500.00	104,750.00
22:READINGTON TWP	1,935,000.00	3,036,414.00	565,000.00	5,536,414.00	7,750.00	103,250.00
23:STOCKTON BORO	165,000.00	132,650.55	14,000.00	311,650.55	.00	4,500.00
24:TEWKSBURY TWP	1,900,000.00	1,898,464.00	275,000.00	4,073,464.00	1,750.00	28,250.00
25:UNION TWP	515,000.00	840,886.56	120,000.00	1,475,886.56	2,250.00	22,000.00
26:WEST AMWELL TWP	150,000.00	1,721,401.00	179,000.00	2,050,401.00	2,000.00	23,833.00
HUNTERDON	16,313,450.00	34,970,998.84	5,355,561.09	56,640,009.93	81,250.00	696,233.00

2019 ABSTRACT OF RATABLES FOR THE COUNTY OF HUNTERDON

ADDENDUM TO ABSTRACT OF RATABLES -- ASSESSED VALUE OF PARTIAL EXEMPTIONS & ABATEMENTS (COLUMN 3)

TAXING DISTRICTS	(1) POLLUTION CONTROL	(2) FIRE SUPPRESSION	(3) FALLOUT SHELTER	(4) WATER- SEWER FACILITY	(5) RENEWABLE ENERGY	(6) UEZ ABATEMENT	(7) HOME IMPROVEMENT	(8) MULTI- FAMILY DWELLING	(9) CLASS 4 ABATEMENT
01:ALEXANDRIA TWP	0	0	0	0	0	0	0	0	0
02:BETHLEHEM TWP	0	0	0	0	0	0	0	0	0
03:BLOOMSBURY BORO	0	0	0	0	0	0	0	0	0
04:CALIFON BORO	0	0	0	0	0	0	0	0	0
05:TOWN OF CLINTON	0	0	0	0	0	0	0	0	0
06:CLINTON TWP	0	174,600	0	0	0	0	0	0	0
07:DELAWARE TWP	0	0	0	0	0	0	0	0	0
08:EAST AMWELL TWP	0	0	0	0	0	0	0	0	0
09:FLEMINGTON BORO	0	0	0	0	0	0	0	0	0
10:FRANKLIN TWP	0	0	0	0	0	0	0	0	0
11:FRENCHTOWN BORO	0	0	0	0	0	0	0	0	0
12:GLEN GARDNER BORO	0	0	0	0	0	0	0	0	0
13:HAMPTON BORO	0	0	0	0	0	0	0	0	0
14:HIGH BRIDGE BORO	0	0	0	0	0	0	0	0	0
15:HOLLAND TWP	0	0	0	0	0	0	0	0	0
16:KINGWOOD TWP	0	0	0	0	0	0	0	0	0
17:LAMBERTVILLE CITY	0	0	0	0	0	0	0	0	0
18:LEBANON BORO	0	117,200	0	0	0	0	0	0	0
19:LEBANON TWP	0	0	0	0	0	0	0	0	0
20:MILFORD BORO	0	0	0	0	0	0	0	0	0
21:RARITAN TWP	0	304,900	0	0	0	0	0	0	0
22:READINGTON TWP	0	58,200	0	0	0	0	0	0	0
23:STOCKTON BORO	0	0	0	0	0	0	0	0	0
24:TEWKSBURY TWP	0	0	0	0	0	0	0	0	0
25:UNION TWP	0	0	0	0	0	0	0	0	0
26:WEST AMWELL TWP	0	0	0	0	0	0	0	0	0
HUNTERDON	0	654,900	0	0	0	0	0	0	0

2019 ABSTRACT OF RATABLES FOR THE COUNTY OF HUNTERDON

ADDENDUM -- EQUALIZED VALUE BASED ON IN LIEU OF TAXES (COL. 10B)

TAXING DISTRICTS	(1) C.12 PL 1977 IN LIEU OF TAX	(2) NJ HOUSING FINANCE AGENCY	(3) URBAN RENEWAL	(4) OTHER	(5) TOTAL
01:ALEXANDRIA TWP	0	0	0	0	0
02:BETHLEHEM TWP	0	0	0	0	0
03:BLOOMSBURY BORO	0	0	0	0	0
04:CALIFON BORO	0	0	0	0	0
05:TOWN OF CLINTON	0	0	0	0	0
06:CLINTON TWP	0	0	0	0	0
07:DELAWARE TWP	0	0	0	0	0
08:EAST AMWELL TWP	0	0	0	0	0
09:FLEMINGTON BORO	0	0	0	0	0
10:FRANKLIN TWP	0	0	0	0	0
11:FRENCHTOWN BORO	0	0	0	0	0
12:GLEN GARDNER BORO	0	0	0	0	0
13:HAMPTON BORO	0	0	0	0	0
14:HIGH BRIDGE BORO	0	0	0	0	0
15:HOLLAND TWP	0	0	0	0	0
16:KINGWOOD TWP	0	0	0	0	0
17:LAMBERTVILLE CITY	0	0	0	0	0
18:LEBANON BORO	0	0	0	0	0
19:LEBANON TWP	0	0	0	0	0
20:MILFORD BORO	0	0	0	0	0
21:RARITAN TWP	0	0	0	0	0
22:READINGTON TWP	0	0	0	0	0
23:STOCKTON BORO	0	0	0	0	0
24:TEWKSBURY TWP	0	0	0	0	0
25:UNION TWP	0	0	0	0	0
26:WEST AMWELL TWP	0	0	0	0	0
HUNTERDON	0	0	0	0	0

2019 ABSTRACT OF RATABLES FOR THE COUNTY OF HUNTERDON

	ADDENDUM: STATE AID ADJUSTMENT FOR BPP			ADDENDUM: REAP DISTRIBUTION SUMMARY			
	TAXING DISTRICT	COUNTY	SCHOOL	MUNICIPAL	ELIGIBLE PROPERTY ASSESSMENTS	R.E.A.P. AID	TAX RATE CREDIT
01:ALEXANDRIA TWP							
02:BETHLEHEM TWP							
03:BLOOMSBURY BORO							
04:CALIFON BORO							
05:TOWN OF CLINTON							
06:CLINTON TWP							
07:DELAWARE TWP							
08:EAST AMWELL TWP							
09:FLEMINGTON BORO							
10:FRANKLIN TWP							
11:FRENCHTOWN BORO							
12:GLEN GARDNER BORO							
13:HAMPTON BORO							
14:HIGH BRIDGE BORO							
15:HOLLAND TWP							
16:KINGWOOD TWP							
17:LAMBERTVILLE CITY							
18:LEBANON BORO							
19:LEBANON TWP							
20:MILFORD BORO							
21:RARITAN TWP							
22:READINGTON TWP							
23:STOCKTON BORO							
24:TEWKSBURY TWP							
25:UNION TWP							
26:WEST AMWELL TWP							
HUNTERDON							

2019 ABSTRACT OF RATABLES FOR THE COUNTY OF HUNTERDON


SPECIAL TAXING DISTRICTS

TAXING DISTRICT	SPECIAL TAXING DISTRICT	NUMBER OF RATABLES	RATABLE VALUE	BUDGET	SPECIAL DISTRICT RATE
08: EAST AMWELL TWP	FIRE DISTRICT: F01	2,094	670,615,532	248,804.00	.038
09: FLEMINGTON BORO	SPEC IMPROVEMENT: S01	182	145,972,500	238,920.00	.164
09: FLEMINGTON BORO	SPEC IMPROVEMENT: S02	49	75,054,100	123,080.00	.164
10: FRANKLIN TWP	FIRE DISTRICT: F01	1,619	544,897,500	342,000.00	.063
17: LAMBERTVILLE CITY	FIRE DISTRICT: F01	2,043	780,281,582	646,698.00	.083


2019 ABSTRACT OF RATABLES FOR THE COUNTY OF HUNTERDON

Total Amount of Miscellaneous Revenues (included Surplus Revenues Appropriated) for the Support of the County Budget	19,816,670.37
Rate per \$100 to be applied to Column 11 for apportionment of County Taxes31501961
Net County Taxes Apportioned (Column 12 A iii)	68,675,054.63
* Adjustments (Net Total (Column 12 A i))	27,100.89
* Net Overpayments are added to the Net Taxes Apportioned Net Underpayments are deducted from the Net Taxes Apportioned	
Rate per \$100 to be applied to Column 11 for apportionment of Library Taxes03093400
Rate per \$100 to be applied to Column 11 for apportionment of Health Taxes00000000
Rate per \$100 to be applied to Column 11 for apportionment of Open Space Taxes03008586
County Percentage Level of Taxable Value of Real Property is 100%	

HUNTERDON COUNTY BOARD OF TAXATION




Timothy J. Korzun, President




Edmund C. Watkinson, Vice President

Anthony J. Danzo, Commissioner



Rina E. Richard, Commissioner



Michael J. Pierce, Commissioner

ATTEST: 

Tony Porto, Tax Administrator

I hereby certify this to be a true copy of the Abstract of Ratables and Exemptions for the County of HUNTERDON,
State of New Jersey for the year 2019 as filed with me by the HUNTERDON County Board of Taxation

2019 Hunterdon County Tax Rates

Municipality	County Tax	County Library Tax	County Open Space Tax	District School Tax	Regional School Tax	Municipal Purpose	Municipal Open Space	Municipal Library Tax	General Tax Rate	Special Taxing District Tax Rate*	
Alexandria Township	0.343	0.034	0.033	1.219	0.692	0.288	0.020	0.000	2.629		
Bethlehem Township	0.335	0.033	0.032	1.428	0.695	0.383	0.020	0.000	2.926		
Bloomsbury Borough	0.332	0.033	0.032	2.000	0.000	0.636	0.000	0.000	3.033		
Califon Borough	0.322	0.032	0.031	1.633	0.824	0.613	0.020	0.000	3.475		
Town of Clinton	0.327	0.032	0.031	1.342	0.605	0.837	0.000	0.000	3.174		
Clinton Township	0.332	0.033	0.032	1.192	0.637	0.405	0.020	0.000	2.651		
Delaware Township	0.340	0.033	0.033	1.101	0.537	0.425	0.060	0.000	2.529		
East Amwell Township	0.354	0.035	0.034	1.083	0.676	0.203	0.040	0.000	2.425	F01 .038	
Flemington Borough	0.315	0.000	0.030	1.279	0.489	0.964	0.000	0.033	3.110	B01 .164	B02 .164
Franklin Township	0.330	0.033	0.032	1.177	0.667	0.355	0.005	0.000	2.599	F01 .063	
Frenchtown Borough	0.356	0.035	0.035	1.438	0.651	0.924	0.020	0.000	3.459		
Glen Gardner Borough	0.367	0.036	0.035	1.577	0.638	0.654	0.000	0.000	3.307		
Hampton Borough	0.326	0.033	0.032	1.746	0.624	0.717	0.000	0.000	3.478		
High Bridge Borough	0.361	0.036	0.035	2.072	0.580	1.047	0.000	0.000	4.131		
Holland Township	0.342	0.034	0.033	1.471	0.668	0.190	0.000	0.000	2.738		
Kingwood Township	0.315	0.031	0.030	0.981	0.634	0.294	0.030	0.000	2.315		
Lambertville City	0.316	0.000	0.031	0.000	1.312	0.332	0.010	0.033	2.034	F01 .083	
Lebanon Borough	0.342	0.033	0.033	1.010	0.549	0.454	0.000	0.000	2.421		
Lebanon Township	0.386	0.038	0.037	1.381	0.740	0.353	0.010	0.000	2.945		
Milford Borough	0.348	0.000	0.033	1.684	0.877	0.714	0.000	0.036	3.692		
Raritan Township	0.328	0.033	0.032	1.202	0.611	0.305	0.008	0.000	2.519		
Readington Township	0.386	0.037	0.037	1.193	0.738	0.572	0.020	0.000	2.983		
Stockton Borough	0.309	0.031	0.030	0.000	1.235	0.455	0.010	0.000	2.070		
Tewksbury Township	0.386	0.038	0.037	0.979	0.669	0.426	0.050	0.000	2.585		
Union Township	0.388	0.038	0.037	1.337	0.741	0.297	0.020	0.000	2.858		
West Amwell Township	0.310	0.030	0.030	0.000	1.514	0.300	0.060	0.000	2.244		

*Fire Taxing District = F01

*Business Improvement District= B01,B02

2019 Line Item Breakdown

Municipality	Class 1	Class 2	Class 3A	Class 3B	Class 4A	Class 4B	Class 4C	Personal Property	Total Line Items
Alexandria Township	117	1,517	264	403	33	3	1	2	2,340
Bethlehem Township	131	1,264	128	218	27	7	-	1	1,776
Bloomsbury Borough	33	318	1	6	17	4	3	2	384
Califon Borough	47	383	6	19	29	1	2	1	488
Town of Clinton	34	868	1	4	148	-	10	1	1,066
Clinton Township	176	4,358	112	209	269	9	4	2	5,139
Delaware Township	110	1,376	442	660	36	10	2	2	2,638
East Amwell Township	148	1,250	234	391	62	-	7	2	2,094
Flemington Borough	32	851	-	-	230	2	11	2	1,128
Franklin Township	65	916	246	358	23	4	3	2	1,617
Frenchtown Borough	63	425	2	6	61	5	8	1	571
Glen Gardner Borough	44	709	7	12	15	1	4	2	794
Hampton Borough	49	454	7	18	20	2	2	2	554
High Bridge Borough	81	1,331	6	8	35	7	4	1	1,473
Holland Township	129	1,861	173	273	27	7	1	2	2,473
Kingwood Township	131	1,188	297	522	54	4	4	2	2,202
Lambertville City	187	1,618	2	11	177	8	39	2	2,044
Lebanon Borough	19	573	1	8	59	7	3	1	671
Lebanon Township	172	2,071	195	312	77	5	4	2	2,838
Milford Borough	62	418	4	10	42	3	1	1	541
Raritan Township	748	8,034	143	273	388	29	6	1	9,622
Readington Township	248	5,822	273	431	247	44	2	2	7,069
Stockton Borough	16	210	2	2	21	-	2	1	254
Tewksbury Township	149	1,950	345	547	42	2	-	1	3,036
Union Township	100	1,744	101	151	68	5	1	2	2,172
West Amwell Township	162	933	145	278	64	6	3	1	1,592
Total	3,253	42,442	3,137	5,130	2,271	175	127	41	56,576

Class 1	Vacant Land	Class 4A	Commercial
Class 2	Residential	Class 4B	Industrial
Class 3A	Farmhouse (Regular)	Class 4C	Apartment
Class 3B	Qualified Farmland		

2019 Ratable Breakdown

Municipality	Class 1	Class 2	Class 3A	Class 3B	Class 4A	Class 4B	Class 4C	Personal Property	Total Valuation (Column 6)
Alexandria Twp.	\$ 5,770,324	\$ 580,715,400	\$ 107,215,400	\$ 4,423,206	\$ 18,783,800	\$ 836,200	\$ 228,100	\$ 169,385	\$ 718,141,815
Bethlehem Twp.	\$ 5,281,300	\$ 450,237,599	\$ 42,283,600	\$ 1,917,128	\$ 21,607,500	\$ 7,093,800	\$ -	\$ 94	\$ 528,421,021
Bloomsbury Boro.	\$ 441,400	\$ 68,176,800	\$ 331,300	\$ 141,200	\$ 17,613,000	\$ 2,490,300	\$ 1,243,100	\$ 95	\$ 90,437,195
Califon Boro.	\$ 1,215,200	\$ 126,434,100	\$ 1,959,100	\$ 24,268	\$ 15,298,200	\$ 404,900	\$ 382,100	\$ 100	\$ 145,717,968
Town of Clinton	\$ 3,628,200	\$ 285,448,400	\$ 119,750	\$ 52,900	\$ 75,963,400	\$ -	\$ 19,832,000	\$ -	\$ 385,044,650
Clinton Twp.	\$ 12,043,000	\$ 1,724,647,200	\$ 52,150,400	\$ 2,463,000	\$ 182,066,300	\$ 155,223,300	\$ 19,347,900	\$ -	\$ 2,147,941,100
Delaware Twp.	\$ 5,323,320	\$ 543,247,600	\$ 219,003,100	\$ 6,389,910	\$ 18,069,700	\$ 7,270,600	\$ 939,500	\$ -	\$ 800,243,730
East Amwell Twp.	\$ 8,498,100	\$ 455,785,800	\$ 116,318,100	\$ 4,962,285	\$ 80,723,700	\$ -	\$ 3,449,500	\$ 878,047	\$ 670,615,532
Flemington Boro.	\$ 2,336,600	\$ 228,716,600	\$ -	\$ -	\$ 172,222,500	\$ 1,845,000	\$ 52,429,800	\$ -	\$ 457,550,500
Franklin Twp.	\$ 3,889,500	\$ 387,381,900	\$ 108,271,500	\$ 4,517,300	\$ 36,367,400	\$ 2,028,900	\$ 1,037,400	\$ 1,403,600	\$ 544,897,500
Frenchtown Boro.	\$ 2,850,200	\$ 111,729,600	\$ 788,600	\$ 27,100	\$ 25,502,900	\$ 1,581,150	\$ 5,699,900	\$ -	\$ 148,179,450
Glen Gardner Boro.	\$ 1,158,600	\$ 130,459,400	\$ 1,940,200	\$ 42,363	\$ 4,746,100	\$ 568,600	\$ 1,212,500	\$ -	\$ 140,127,763
Hampton Boro.	\$ 1,896,718	\$ 107,589,585	\$ 2,588,250	\$ 106,714	\$ 4,713,050	\$ 829,400	\$ 2,230,000	\$ -	\$ 119,953,717
High Bridge Boro.	\$ 1,223,000	\$ 301,924,400	\$ 2,083,600	\$ 10,200	\$ 12,858,400	\$ 10,132,300	\$ 1,452,800	\$ -	\$ 329,684,700
Holland Twp.	\$ 7,302,800	\$ 524,979,900	\$ 64,415,900	\$ 2,736,830	\$ 14,458,811	\$ 10,448,100	\$ 429,300	\$ 1,124,474	\$ 625,896,115
Kingwood Twp.	\$ 20,041,000	\$ 430,083,000	\$ 113,957,800	\$ 5,289,900	\$ 35,339,300	\$ 8,921,900	\$ 2,009,500	\$ 1,545,288	\$ 617,187,688
Lambertville City	\$ 4,440,083	\$ 619,195,900	\$ 1,503,800	\$ 2,206	\$ 119,082,900	\$ 11,409,700	\$ 24,646,993	\$ -	\$ 780,281,582
Lebanon Boro.	\$ 1,418,900	\$ 154,487,900	\$ 681,000	\$ 29,923	\$ 85,648,200	\$ 8,713,980	\$ 29,141,000	\$ -	\$ 280,120,903
Lebanon Twp.	\$ 8,385,645	\$ 624,970,400	\$ 71,452,100	\$ 2,039,600	\$ 36,291,100	\$ 3,213,500	\$ 1,912,400	\$ 65,914	\$ 748,330,659
Milford Boro.	\$ 2,131,700	\$ 94,533,071	\$ 1,177,300	\$ 21,900	\$ 13,026,370	\$ 1,992,000	\$ 2,900,000	\$ 179,792	\$ 115,962,133
Raritan Twp.	\$ 73,780,700	\$ 3,231,535,200	\$ 64,535,600	\$ 2,767,700	\$ 614,566,500	\$ 104,218,000	\$ 12,713,200	\$ -	\$ 4,104,116,900
Readington Twp.	\$ 20,033,957	\$ 2,095,940,300	\$ 118,750,100	\$ 4,691,100	\$ 319,552,000	\$ 53,912,800	\$ 1,096,400	\$ 483,414	\$ 2,614,460,071
Stockton Boro.	\$ 904,300	\$ 76,184,700	\$ 845,100	\$ 18,400	\$ 13,011,800	\$ -	\$ 1,018,600	\$ -	\$ 91,982,900
Tewksbury Twp.	\$ 8,701,600	\$ 1,063,307,400	\$ 231,284,010	\$ 3,456,955	\$ 47,434,200	\$ 2,522,000	\$ -	\$ -	\$ 1,356,706,165
Union Twp.	\$ 11,730,700	\$ 529,490,600	\$ 37,573,000	\$ 1,045,475	\$ 114,132,832	\$ 4,498,800	\$ 230,900	\$ -	\$ 698,702,307
West Amwell Twp.	\$ 8,728,700	\$ 386,585,600	\$ 82,674,400	\$ 2,313,300	\$ 39,610,709	\$ 14,818,300	\$ 1,349,500	\$ 610,479	\$ 536,690,988
Total	\$ 223,155,547	\$ 15,333,788,355	\$ 1,443,903,010	\$ 49,490,863	\$ 2,138,690,672	\$ 414,973,530	\$ 186,932,393	\$ 6,460,682	\$ 19,797,395,052

Class 1
Class 2
Class 3A
Class 3B

Vacant Land
Residential
Farmhouse (Regular)
Qualified Farmland

Class 4A
Class 4B
Class 4C

Commercial
Industrial
Apartment

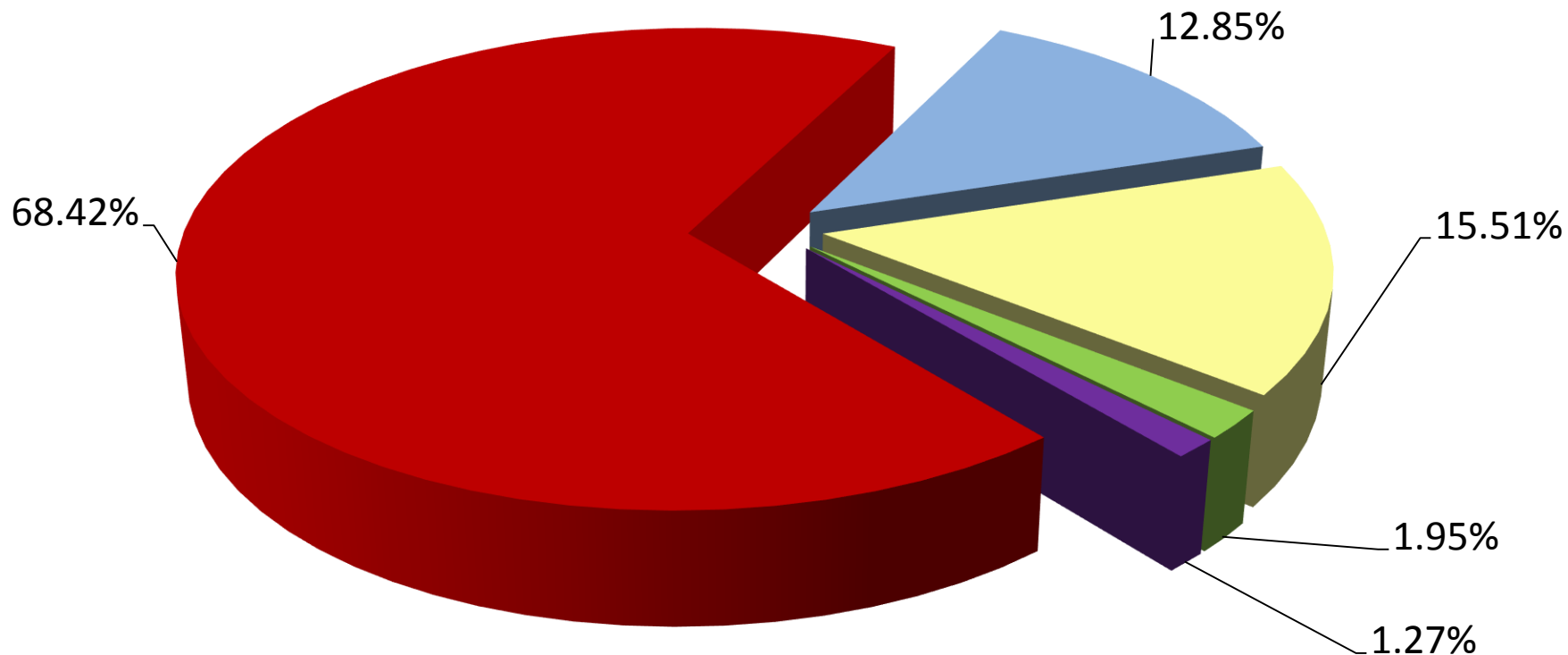
Hunterdon County Tax Collectors

01. Alexandria Township	Kris Boxwell	242 Little York-Mt. Pleasant Rd. Milford, NJ 08848	908-996-7071
02. Bethlehem Township	Alice Anne Pareti	405 Mine Rd., Asbury, NJ 08802	908-735-4107
03. Bloomsbury Borough	Jennifer Harrington	91 Brunswick Ave., Bloomsbury, NJ 08804	908-479-4200
04. Califon Borough	Laura Amada	36 Academy Street, Califon, NJ 07830	908-832-7850
05. Town of Clinton	Kathy Olsen	43 Leigh Street, P.O. Box 5194, Clinton, NJ 08809	908-735-8616
06. Clinton Township	Patricia Centofanti	1225 Route 31 South, Lebanon, NJ 08833	908-735-5242
07. Delaware Township	Danene Gooding	P.O. Box 500, Sergeantsville, NJ 08557	609-397-3240
08. East Amwell Township	Mary Hyland	1070 Route 202, Ringoes, NJ 08551	908-782-5209
09. Flemington Borough	Rebecca Newman	38 Park Ave., Flemington, NJ 08822	908-782-8840
10. Franklin Township	Cameron Keng	202 Sidney Rd., Pittstown, NJ 08867	908-735-5215
11. Frenchtown Borough	Danielle Lattig	Boro. Hall, 29 Second St., Frenchtown, NJ 08825	908-996-4524
12. Glen Gardner Borough	Diane Laudenbach	P.O. Box 307, Glen Gardner, NJ 08826	908-537-0084
13. Hampton Borough	Diane Laudenbach	P.O. Box 418, Hampton, NJ 08827	908-537-2329
14. High Bridge Borough	Bonnie Fleming	97 West Main St., High Bridge, NJ 08829	908-638-6455
15. Holland Township	Kris Boxwell	61 Church St., Milford, NJ 08848	908-995-2047
16. Kingwood Township	Diane Laudenbach	P.O. Box 199, Baptistown, NJ 08803	908-996-4276
17. Lambertville City	Cynthia McBride	18 York St., Lambertville, NJ 08530	609-397-0801
18. Lebanon Borough	Danene Gooding	6 High St., Lebanon, NJ 08833	908-236-0620
19. Lebanon Township	Mary Hyland	530 West Hill Rd., Glen Gardner, NJ 08826	908-638-8523
20. Milford Borough	Kris Boxwell	P.O. Box 507, Milford, NJ 08848	908-995-4323
21. Raritan Township	Ann Marie Silvia	One Municipal Dr., Flemington, NJ 08822	908-806-8261
22. Readington Township	Michael Balogh	509 Route 523, White House Station, NJ 08889	908-534-9761
23. Stockton Borough	Diane McDaniel	P.O. Box M, Stockton, NJ 08559	609-397-0070
24. Tewksbury Township	Marie Kenia	169 Old Turnpike Rd., Califon, NJ 07830	908-439-0022
25. Union Township	Colleen Dolan	140 Perryville Rd., Hampton, NJ 08827	908-735-8027
26. West Amwell Township	Mary Hyland	150 Rocktown Rd., Lambertville, NJ 08530	609-397-2054

Hunterdon County Tax Assessors

01. Alexandria Township	Laura Whitaker	242 Little York-Mt. Pleasant, Milford, NJ 08848	908-996-7071
02. Bethlehem Township	Laura Whitaker	405 Mine Rd., Asbury, NJ 08802	908-735-4107
03. Bloomsbury Borough	Kevin Palumbo	91 Brunswick Ave., Bloomsbury, NJ 08804	908-479-4200
04. Califon Borough	Penny Holenstein	P.O. Box 368, Califon, NJ 07830	908-832-7850
05. Town of Clinton	Fran Kuczynski	P.O. Box 5194, Clinton, NJ 08809	908-735-8616
06. Clinton Township	Jeff Ward	1225 Route 31 South, Lebanon, NJ 08833	908-735-2053
07. Delaware Township	Michelle Trivigno	P.O. Box 500, Sergeantsville, NJ 08557	609-397-3240
08. East Amwell Township	Marianne Busher	1070 Route 202, Ringoes, NJ 08551	908-782-8536
09. Flemington Borough	Edward Kerwin	38 Park Ave., Flemington, NJ 08822	908-782-8840
10. Franklin Township	Jeff Ward	202 Sidney Rd., Pittstown, NJ 08867	908-735-5215
11. Frenchtown Borough	David Gill	Boro. Hall, 29 Second St., Frenchtown, NJ 08825	609-466-1878
12. Glen Gardner Borough	Michelle Trivigno	P.O. Box 307, Glen Gardner, NJ 08826	908-507-9737
13. Hampton Borough	Robert Vance	P.O. Box 418, Hampton, NJ 08827	908-537-2329
14. High Bridge Borough	Anna-Maria Obiedzinski	71 Main St., High Bridge, NJ 08829	908-638-6455
15. Holland Township	Michelle Trivigno	61 Church St., Milford, NJ 08848	908-995-4830
16. Kingwood Township	David Gill	P.O. Box 199, Baptistown, NJ 08803	609-466-1878
17. Lambertville City	Rick Carmosino	18 York St., Lambertville, NJ 08530	609-397-0801
18. Lebanon Borough	Jeff Burd	6 High St., Lebanon, NJ 08833	609-638-3151
19. Lebanon Township	Erica Brandmaier	530 West Hill Rd., Glen Gardner, NJ 08826	908-638-8523
20. Milford Borough	David Gill	P.O. Box 507, Milford, NJ 08848	609-466-1878
21. Raritan Township	Marianne Busher	One Municipal Dr., Flemington, NJ 08822	908-806-6933
22. Readington Township	Laura Whitaker	509 Route 523, White House Station, NJ 08889	908-534-9715
23. Stockton Borough	Michelle Trivigno	P.O. Box M, Stockton, NJ 08559	609-397-0070
24. Tewksbury Township	Anna-Maria Obiedzinski	169 Old Turnpike Rd., Califon, NJ 07830	908-439-0022
25. Union Township	Michelle Trivigno	140 Perryville Rd., Hampton, NJ 08827	908-735-8027
26. West Amwell Township	David Gill	150 Rocktown Rd., Lambertville, NJ 08530	609-466-1878

Hunterdon County 2019 Tax Levy Breakdown



■ Schools ■ County ■ Municipal ■ Open Space ■ Libraries