

# ESSEX COUNTY BOARD OF TAXATION

## 2023



# ABSTRACT OF RATABLES

## COMMISSIONERS

JAMES R. MATARAZZO, JR., PRESIDENT  
JOSEPH A. DEFURIA, ESQ.  
IAN R. GRODMAN, ESQ.  
EVERETT M. JOHNSON, ESQ.  
MARY DEVON O'BRIEN  
KATHRYN WELLER-DEMMING

TAX ADMINISTRATOR  
JOAN CODEY DURKIN, CTA

Essex County Board of Taxation  
495 Dr. Martin Luther King, Jr. Blvd., Room 230  
Newark, New Jersey 07102

Phone: 973-395-8525  
Fax: 973-395-8481  
Website: [essexcountynjtaxboard.org](http://essexcountynjtaxboard.org)

2023 Abstract of Ratables for the County of Essex

Taxing District	1		2	3	4	5	6
	Taxable Value						
	(A)	(B)					
Land	Improvements (Includes Partial Exemptions & Abatements)	Taxable Value of Land and Improvements (Col 1A+1B)	Total Taxable Value Of Partial Exemptions & Abatements (Assessed Value)	Net Taxable Value of Land & Improvements (Col 2-3)	Taxable Value Communication Equipment	Net Taxable Value (Col 4+5)	
01 Belleville Twp	1,296,631,400	1,803,894,100	3,100,525,500	113,900	3,100,411,600	6,001,800	3,106,413,400
02 Bloomfield Twp	2,055,776,400	3,263,512,800	5,319,289,200	4,275,900	5,315,013,300	7,224,900	5,322,238,200
03 Caldwell Twp	549,559,100	497,367,500	1,046,926,600	0	1,046,926,600	3,102,500	1,050,029,100
04 Cedar Grove Twp	1,124,268,500	1,132,717,200	2,256,985,700	0	2,256,985,700	1,501,500	2,258,487,200
05 East Orange City	1,328,016,400	3,432,529,600	4,760,546,000	15,716,400	4,744,829,600	12,290,000	4,757,119,600
06 Essex Fells Twp	403,088,200	350,695,400	753,783,600	0	753,783,600	251,300	754,034,900
07 Fairfield Twp	1,116,279,200	2,078,738,500	3,195,017,700	0	3,195,017,700	7,609,400	3,202,627,100
08 Glen Ridge	844,780,000	874,587,900	1,719,367,900	0	1,719,367,900	747,900	1,720,115,800
09 Irvington Twp	420,290,434	1,476,951,316	1,897,241,750	8,574,950	1,888,666,800	6,178,200	1,894,845,000
10 Livingston Twp	3,974,103,600	4,657,153,300	8,631,256,900	0	8,631,256,900	11,342,700	8,642,599,600
11 Maplewood Twp	1,918,799,500	1,988,302,100	3,907,101,600	0	3,907,101,600	2,156,989	3,909,258,589
12 Millburn Twp	4,565,447,200	5,302,967,500	9,868,414,700	0	9,868,414,700	7,238,300	9,875,653,000
13 Montclair Twp	3,150,272,700	3,997,963,900	7,148,236,600	0	7,148,236,600	8,369,200	7,156,605,800
14 Newark City	4,241,346,500	8,426,274,400	12,667,620,900	31,121,100	12,636,499,800	80,172,500	12,716,672,300
15 North Caldwell Twp	808,085,700	1,096,211,700	1,904,297,400	0	1,904,297,400	502,500	1,904,799,900
16 Nutley Twp	2,170,537,900	2,797,477,400	4,968,015,300	0	4,968,015,300	10,000	4,968,025,300
17 Orange City	887,666,900	1,376,195,800	2,263,862,700	823,600	2,263,039,100	3,512,500	2,266,551,600
18 Roseland	776,495,000	876,072,100	1,652,567,100	0	1,652,567,100	1,573,600	1,654,140,700
19 South Orange Village Twp	1,343,787,200	1,489,253,900	2,833,041,100	0	2,833,041,100	4,328,100	2,837,369,200
20 Verona Twp	1,180,110,000	1,214,207,000	2,394,317,000	0	2,394,317,000	1,382,200	2,395,699,200
21 West Caldwell Twp	1,100,861,100	1,245,723,200	2,346,584,300	0	2,346,584,300	1,297,600	2,347,881,900
22 West Orange Twp	2,258,967,600	3,214,224,300	5,473,191,900	0	5,473,191,900	9,073,500	5,482,265,400
Total	37,515,170,534	52,593,020,916	90,108,191,450	60,625,850	90,047,565,600	175,867,189	90,223,432,789

2023 Abstract of Ratables for the County of Essex

Taxing District	7 General Tax Rate Per \$100	9 True Value				10 Equalization		11 Net Valuation For County Tax Apportionment (Col 6-9A+9B -10A+10B)
		8 County Equali- zation Ratio	(A)	(B)	(A)	(B)		
			UEZ Abatement Expired	Class II Railroads	Amounts Deducted	Amounts Added		
01 Belleville Twp	3.914	81.98%	0	0	0	707,412,491	3,813,825,891	
02 Bloomfield Twp	3.268	85.89%	0	0	0	917,483,001	6,239,721,201	
03 Caldwell Twp	3.102	77.58%	0	0	0	307,528,694	1,357,557,794	
04 Cedar Grove Twp*	* 2.530	83.82%	0	0	0	443,358,983	2,701,846,183	
05 East Orange City	3.168	96.61%	0	0	0	213,823,996	4,970,943,596	
06 Essex Fells Twp	2.168	92.49%	0	0	0	61,500,611	815,535,511	
07 Fairfield Twp	2.053	84.12%	0	0	0	631,069,307	3,833,696,407	
08 Glen Ridge	3.374	75.89%	0	0	0	547,754,930	2,267,870,730	
09 Irvington Twp	6.073	62.44%	0	0	0	1,152,884,222	3,047,729,222	
10 Livingston Twp	2.372	89.38%	0	0	0	1,043,513,409	9,686,113,009	
11 Maplewood Twp	3.616	77.90%	0	0	0	1,118,363,527	5,027,622,116	
12 Millburn Twp	1.956	91.04%	0	0	0	995,023,625	10,870,676,625	
13 Montclair Twp	3.380	72.47%	0	0	0	2,729,998,137	9,886,603,937	
14 Newark City	3.728	81.83%	0	0	0	3,458,351,302	16,175,023,602	
15 North Caldwell Twp	2.216	87.63%	0	0	0	270,074,378	2,174,874,278	
16 Nutley Twp	2.576	106.28%	0	0	272,734,191	0	4,695,291,109	
17 Orange City	3.727	109.75%	0	0	184,742,011	0	2,081,809,589	
18 Roseland	2.315	88.46%	0	0	0	223,405,692	1,877,546,392	
19 South Orange Village Twp	3.637	77.11%	0	0	0	846,557,174	3,683,926,374	
20 Verona Twp	3.062	79.77%	0	0	0	613,816,469	3,009,515,669	
21 West Caldwell Twp	2.701	82.67%	0	0	0	502,210,417	2,850,092,317	
22 West Orange Twp	4.598	78.22%	0	0	0	1,542,455,065	7,024,720,465	
Total					457,476,202	18,326,585,430	108,092,542,017	

\* EXCLUDES GARBAGE DISTRICT RATE 0.080

2023 Abstract of Ratables for the County of Essex

Taxing District	Section 12A							
	(i)	(ii)				(iii)	(iv)	(v)
	Total County Taxes Apportioned	Adjustments Resulting From:				Net County Taxes Apportioned	Municipal Budget State Aid	Net County Taxes Apportioned Less State Aid (Col 12A(iii) -12A(iv)-County BPP Adjustment)
		(A)		(B)				
Equal Table Appeals		Appeals & Corrections	Deduct	Add				
	Deduct	Add	Deduct	Add				
	Overpay	Underpay	Overpay	Underpay				
01 Belleville Twp	15,795,449.62	0.00	0.00	20,302.47	0.00	15,775,147.15	0.00	15,775,147.15
02 Bloomfield Twp	25,842,606.53	0.00	0.00	39,272.70	0.00	25,803,333.83	0.00	25,803,333.83
03 Caldwell Twp	5,622,499.91	0.00	0.00	71,439.72	0.00	5,551,060.19	0.00	5,551,060.19
04 Cedar Grove Twp	11,190,042.88	0.00	0.00	0.00	0.00	11,190,042.88	0.00	11,190,042.88
05 East Orange City	20,587,801.17	0.00	0.00	225,085.88	0.00	20,362,715.29	0.00	20,362,715.29
06 Essex Fells Twp	3,377,645.03	0.00	0.00	3,585.22	0.00	3,374,059.81	0.00	3,374,059.81
07 Fairfield Twp	15,877,745.92	0.00	0.00	127,804.81	0.00	15,749,941.11	0.00	15,749,941.11
08 Glen Ridge	9,392,677.82	0.00	0.00	770.09	0.00	9,391,907.73	0.00	9,391,907.73
09 Irvington Twp	12,622,561.90	0.00	0.00	19,476.50	0.00	12,603,085.40	0.00	12,603,085.40
10 Livingston Twp	40,116,280.72	0.00	0.00	882,439.02	0.00	39,233,841.70	0.00	39,233,841.70
11 Maplewood Twp	20,822,542.54	0.00	0.00	21,435.94	0.00	20,801,106.60	0.00	20,801,106.60
12 Millburn Twp	45,022,303.04	0.00	0.00	214,026.68	0.00	44,808,276.36	0.00	44,808,276.36
13 Montclair Twp	40,946,639.65	0.00	0.00	37,909.24	0.00	40,908,730.41	0.00	40,908,730.41
14 Newark City	66,990,937.12	0.00	0.00	2,223,662.47	0.00	64,767,274.65	0.00	64,767,274.65
15 North Caldwell Twp	9,007,521.08	0.00	0.00	248.61	0.00	9,007,272.47	0.00	9,007,272.47
16 Nutley Twp	19,446,151.00	0.00	0.00	9,242.28	0.00	19,436,908.72	0.00	19,436,908.72
17 Orange City	8,622,081.72	0.00	0.00	34,937.67	0.00	8,587,144.05	0.00	8,587,144.05
18 Roseland	7,776,099.46	0.00	0.00	4,154.55	0.00	7,771,944.91	0.00	7,771,944.91
19 South Orange Village Twp	15,257,454.09	0.00	0.00	10,610.01	0.00	15,246,844.08	0.00	15,246,844.08
20 Verona Twp	12,464,295.56	0.00	0.00	11,295.54	0.00	12,453,000.02	0.00	12,453,000.02
21 West Caldwell Twp	11,804,023.28	0.00	0.00	3,067.95	0.00	11,800,955.33	0.00	11,800,955.33
22 West Orange Twp	29,093,781.78	0.00	0.00	46,948.17	0.00	29,046,833.61	0.00	29,046,833.61
Total	447,679,141.82			4,007,715.52		443,671,426.30		443,671,426.30

2023 Abstract of Ratables for the County of Essex

Taxing District	Section 12-B			Section 12-C						Section 12-D
	(A)	(B)	(C)	Local Taxes to be Raised for:						
	County Library Taxes Apportioned	County Health Svcs Taxes Apportioned	County Open Space Taxes Apportioned	(i) District School Purposes			(ii) Local Municipal Purposes			
			(A) District School (adj for BPP)	(B) Reg., Consol. & Joint School (adj for BPP)	(C) Local School (adj for BPP)	(A) Municipal Budget (adj for BPP)	(B) Municipal Open Space Budget	(C) Municipal Library Budget	Total Levy on Which Tax Rate is Computed	
01 Belleville Twp	0.00	0.00	576,331.01	47,122,847.00	0.00	0.00	56,828,882.17	0.00	1,258,009.25	121,561,216.58
02 Bloomfield Twp	0.00	0.00	942,717.49	81,313,009.00	0.00	0.00	63,496,256.30	266,112.00	2,059,811.74	173,881,240.36
03 Caldwell Twp	0.00	0.00	203,045.07	0.00	16,921,113.00	0.00	9,339,862.72	105,002.91	448,702.93	32,568,786.82
04 Cedar Grove Twp	0.00	0.00	408,767.17	33,155,574.00	0.00	0.00	11,493,548.18	0.00	886,371.54	57,134,303.77
05 East Orange City	0.00	0.00	744,786.01	30,548,408.00	0.00	0.00	96,905,189.57	474,482.96	1,666,986.90	150,702,568.73
06 Essex Fells Twp	0.00	0.00	123,271.16	5,661,370.00	2,886,606.00	0.00	4,301,984.13	0.00	0.00	16,347,291.10
07 Fairfield Twp	0.00	0.00	575,929.27	12,892,617.00	19,254,330.00	0.00	15,679,229.74	320,263.00	1,266,396.00	65,738,706.12
08 Glen Ridge	0.00	0.00	343,084.09	35,058,925.00	0.00	0.00	12,478,359.11	0.00	754,685.67	58,026,961.60
09 Irvington Twp	0.00	0.00	460,437.18	17,459,529.00	0.00	3,257,569.25	80,286,496.51	0.00	995,481.86	115,062,599.20
10 Livingston Twp	0.00	0.00	1,436,884.15	122,959,836.00	0.00	0.00	37,262,232.39	864,259.96	3,192,773.00	204,949,827.20
11 Maplewood Twp	0.00	0.00	759,917.06	80,175,846.00	0.00	0.00	37,547,246.00	390,926.00	1,662,179.00	141,337,220.66
12 Millburn Twp	0.00	0.00	1,637,564.33	98,593,366.00	0.00	0.00	44,495,929.06	0.00	3,595,925.00	193,131,060.75
13 Montclair Twp	0.00	0.00	1,494,533.98	129,208,540.00	0.00	7,847,551.11	59,144,711.54	0.00	3,277,995.00	241,882,062.04
14 Newark City	0.00	0.00	2,365,691.10	137,177,824.00	0.00	9,779,572.19	251,016,772.80	3,815,002.00	5,086,687.20	474,008,823.94
15 North Caldwell Twp	0.00	0.00	329,031.94	14,758,529.00	10,316,701.00	0.00	7,504,068.15	285,720.00	0.00	42,201,322.56
16 Nutley Twp	0.00	0.00	710,051.02	64,222,239.00	0.00	0.00	42,043,801.46	0.00	1,563,260.54	127,976,260.74
17 Orange City	0.00	0.00	313,800.15	13,393,139.00	0.00	0.00	60,801,150.04	679,965.00	691,037.96	84,466,236.20
18 Roseland	0.00	0.00	283,916.68	9,778,217.00	9,210,437.00	0.00	10,288,852.94	330,828.14	621,990.00	38,286,186.67
19 South Orange Village Twp	0.00	0.00	556,990.03	58,894,903.00	0.00	0.00	26,974,137.34	283,736.92	1,225,847.57	103,182,458.94
20 Verona Twp	0.00	0.00	454,956.51	41,462,350.00	0.00	0.00	17,499,646.31	479,139.84	998,504.29	73,347,596.97
21 West Caldwell Twp	0.00	0.00	431,097.74	35,043,143.00	0.00	0.00	15,199,815.56	0.00	929,579.13	63,404,590.76
22 West Orange Twp	0.00	0.00	1,061,078.42	154,661,462.00	0.00	0.00	64,382,191.76	548,226.54	2,349,615.11	252,049,407.44
Total			16,213,881.56	1,223,541,673.00	58,589,187.00	20,884,692.55	1,024,970,363.78	8,843,665.27	34,531,839.69	2,831,246,729.15

2023 Abstract of Ratables for the County of Essex

Taxing District	Section 13 Real Property Exempt From Taxation						
	(A)	(B)	(C)	(D)	(E)	(F)	(G)
	Public School	Other School	Public Property	Church And Charitable	Cemeteries And Graveyards	Other Exempts	Total Amount of Exempts (13A+B+C+D+E+F)
01 Belleville Twp	108,179,200	13,752,800	115,788,600	59,899,900	14,185,000	192,249,700	504,055,200
02 Bloomfield Twp	209,113,800	108,099,900	131,418,400	123,580,400	14,791,300	356,664,800	943,668,600
03 Caldwell Twp	27,852,800	125,207,000	39,915,600	43,499,100	7,590,000	18,865,900	262,930,400
04 Cedar Grove Twp	44,512,800	0	108,597,800	43,662,800	0	286,851,200	483,624,600
05 East Orange City	480,980,600	35,471,500	570,724,900	251,659,000	15,028,200	609,835,500	1,963,699,700
06 Essex Fells Twp	7,331,800	1,267,500	95,620,900	9,252,600	0	490,900	113,963,700
07 Fairfield Twp	25,639,400	11,646,600	64,057,000	13,610,400	254,700	154,751,900	269,960,000
08 Glen Ridge	58,838,200	3,492,900	42,807,600	12,615,100	8,587,500	35,796,000	162,137,300
09 Irvington Twp	113,612,700	0	78,363,600	70,339,900	3,212,000	51,750,567	317,278,767
10 Livingston Twp	230,162,600	130,214,000	280,241,800	743,696,400	412,100	45,736,400	1,430,463,300
11 Maplewood Twp	128,836,700	0	593,868,000	57,452,500	0	89,399,000	869,556,200
12 Millburn Twp	128,235,700	18,661,000	416,406,700	99,131,900	5,558,600	8,049,700	676,043,600
13 Montclair Twp	158,964,700	98,872,200	147,842,800	169,972,400	9,783,100	248,481,200	833,916,400
14 Newark City	2,256,777,400	307,497,800	4,397,429,300	1,036,004,700	109,804,600	2,291,864,200	10,399,378,000
15 North Caldwell Twp	139,388,500	0	18,344,700	15,746,800	0	9,533,400	183,013,400
16 Nutley Twp	104,332,400	15,524,200	76,986,700	68,439,200	3,311,700	201,782,800	470,377,000
17 Orange City	139,392,100	19,389,400	137,962,600	112,218,300	19,620,600	240,436,000	669,019,000
18 Roseland	9,421,800	0	32,400,200	14,312,300	100,800	16,695,600	72,930,700
19 South Orange Village Twp	62,924,300	589,168,600	48,321,900	100,028,100	0	226,207,060	1,026,649,960
20 Verona Twp	94,949,500	9,509,300	122,429,300	41,323,700	0	93,454,400	361,666,200
21 West Caldwell Twp	60,292,800	10,259,000	53,470,100	5,534,000	0	1,898,000	131,453,900
22 West Orange Twp	114,210,300	52,529,400	292,169,300	152,495,100	10,041,100	59,702,900	681,148,100
Total	4,703,950,100	1,550,563,100	7,865,167,800	3,244,474,600	222,281,300	5,240,497,127	22,826,934,027

2023 Abstract of Ratables for the County of Essex

Taxing District	Section 14				Section 15	
	Amount of Miscellaneous Revenues to Support Local Budget				Deductions Allowed	
	(A) Surplus Revenue	(B) Miscellaneous Revenues Anticipated	(C) Receipts from Delinquent Tax	(D) Total of Miscellaneous Revenues (Col 14A+B+C)	(A) Senior Citizen, Disabled and Surviving Spouse	(B) Veterans and Widows
01 Belleville Twp	3,500,000.00	15,886,939.24	15,000.00	19,401,939.24	34,000.00	66,000.00
02 Bloomfield Twp	6,375,000.00	24,904,333.48	2,350,000.00	33,629,333.48	26,500.00	111,750.00
03 Caldwell Twp	700,000.00	3,867,709.69	113,813.96	4,681,523.65	2,250.00	21,500.00
04 Cedar Grove Twp	7,217,548.68	2,548,379.82	350,000.00	10,115,928.50	4,250.00	50,250.00
05 East Orange City	15,773,000.00	48,841,492.22	5,463,000.00	70,077,492.22	16,000.00	56,250.00
06 Essex Fells Twp	800,000.00	1,346,988.24	325,000.00	2,471,988.24	0.00	5,000.00
07 Fairfield Twp	3,550,000.00	4,579,463.19	500,000.00	8,629,463.19	1,750.00	40,500.00
08 Glen Ridge	2,017,000.00	2,149,468.72	249,000.00	4,415,468.72	1,000.00	17,000.00
09 Irvington Twp	7,000,000.00	33,318,479.33	2,162,281.50	42,480,760.83	26,250.00	44,750.00
10 Livingston Twp	3,075,000.00	13,096,150.92	900,000.00	17,071,150.92	13,000.00	91,750.00
11 Maplewood Twp	1,725,000.00	11,653,578.42	1,000,000.00	14,378,578.42	4,750.00	38,750.00
12 Millburn Twp	7,985,000.00	9,028,378.36	680,000.00	17,693,378.36	1,000.00	26,500.00
13 Montclair Twp	7,550,000.00	20,170,206.38	2,000,000.00	29,720,206.38	5,250.00	47,750.00
14 Newark City	60,000,000.00	494,746,557.34	27,650,000.00	582,396,557.34	27,750.00	132,750.00
15 North Caldwell Twp	958,599.08	2,509,696.67	202,380.00	3,670,675.75	500.00	20,750.00
16 Nutley Twp	5,000,000.00	11,337,718.00	1,099,355.00	17,437,073.00	14,000.00	104,750.00
17 Orange City	3,000,000.00	23,751,435.41	601,300.00	27,352,735.41	14,000.00	20,750.00
18 Roseland	2,735,100.00	2,339,030.63	150,000.00	5,224,130.63	4,000.00	23,750.00
19 South Orange Village Twp	2,318,000.00	12,044,244.78	750,000.00	15,112,244.78	2,250.00	23,500.00
20 Verona Twp	3,650,000.00	4,515,101.35	475,000.00	8,640,101.35	4,750.00	44,500.00
21 West Caldwell Twp	1,900,000.00	5,596,244.84	157,000.00	7,653,244.84	2,750.00	47,500.00
22 West Orange Twp	3,758,966.37	37,007,016.81	2,114,294.07	42,880,277.25	11,000.00	98,375.00
Total	150,588,214.13	785,238,613.84	49,307,424.53	985,134,252.50	217,000.00	1,134,375.00

2023 Abstract of Ratables for the County of Essex

Taxing District	Addendum to Abstract of Ratables - Assessed Value of Partial Exemptions & Abatements (Column 3)								
	(1) Pollution Control	(2) Fire Suppression	(3) Fallout Shelter	(4) Water- Sewer Facility	(5) Renewable Energy	(6) UEZ Abatement	(7) Home Improvement	(8) Multi- Family Dwelling	(9) Class 4 Abatement
01 Belleville Twp	0	0	0	0	0	0	0	0	0
02 Bloomfield Twp	0	0	0	0	0	0	0	0	0
03 Caldwell Twp	0	0	0	0	0	0	0	0	0
04 Cedar Grove Twp	0	0	0	0	0	0	0	0	0
05 East Orange City	0	0	0	0	0	0	0	0	0
06 Essex Fells Twp	0	0	0	0	0	0	0	0	0
07 Fairfield Twp	0	0	0	0	0	0	0	0	0
08 Glen Ridge	0	0	0	0	0	0	0	0	0
09 Irvington Twp	0	0	0	0	0	0	0	0	0
10 Livingston Twp	0	0	0	0	0	0	0	0	0
11 Maplewood Twp	0	0	0	0	0	0	0	0	0
12 Millburn Twp	0	0	0	0	0	0	0	0	0
13 Montclair Twp	0	0	0	0	0	0	0	0	0
14 Newark City	248,000	2,349,600	0	0	5,394,300	0	0	0	0
15 North Caldwell Twp	0	0	0	0	0	0	0	0	0
16 Nutley Twp	0	0	0	0	0	0	0	0	0
17 Orange City	0	0	0	0	0	0	0	0	0
18 Roseland	0	0	0	0	0	0	0	0	0
19 South Orange Village Twp	0	0	0	0	0	0	0	0	0
20 Verona Twp	0	0	0	0	0	0	0	0	0
21 West Caldwell Twp	0	0	0	0	0	0	0	0	0
22 West Orange Twp	0	0	0	0	0	0	0	0	0
Total	248,000	2,349,600			5,394,300				



2023 Abstract of Ratables for the County of Essex

Taxing District	Addendum to Abstract of Ratables - Assessed Value of Partial Exemptions & Abatements (Continued)							
	(10) Dwelling Abatement	(11) Dwelling Exemption	(12) New Dwelling Conversion Abatement	(13) New Dwelling Conversion Exemption	(14) Multi-Dwelling Exemption	(15) Multi-Dwelling Abatement	(16) Commercial/ Industrial Exemption	(17) Total Value
01 Belleville Twp	0	0	113,900	0	0	0	0	113,900
02 Bloomfield Twp	31,100	4,244,800	0	0	0	0	0	4,275,900
03 Caldwell Twp	0	0	0	0	0	0	0	0
04 Cedar Grove Twp	0	0	0	0	0	0	0	0
05 East Orange City	275,900	839,900	855,400	498,000	12,790,800	456,400	0	15,716,400
06 Essex Fells Twp	0	0	0	0	0	0	0	0
07 Fairfield Twp	0	0	0	0	0	0	0	0
08 Glen Ridge	0	0	0	0	0	0	0	0
09 Irvington Twp	150,000	5,782,400	0	0	0	2,137,850	504,700	8,574,950
10 Livingston Twp	0	0	0	0	0	0	0	0
11 Maplewood Twp	0	0	0	0	0	0	0	0
12 Millburn Twp	0	0	0	0	0	0	0	0
13 Montclair Twp	0	0	0	0	0	0	0	0
14 Newark City	0	4,708,600	0	633,500	3,026,100	0	14,761,000	31,121,100
15 North Caldwell Twp	0	0	0	0	0	0	0	0
16 Nutley Twp	0	0	0	0	0	0	0	0
17 Orange City	22,500	479,800	156,000	165,300	0	0	0	823,600
18 Roseland	0	0	0	0	0	0	0	0
19 South Orange Village Twp	0	0	0	0	0	0	0	0
20 Verona Twp	0	0	0	0	0	0	0	0
21 West Caldwell Twp	0	0	0	0	0	0	0	0
22 West Orange Twp	0	0	0	0	0	0	0	0
Total	479,500	16,055,500	1,125,300	1,296,800	15,816,900	2,594,250	15,265,700	60,625,850

2023 Abstract of Ratables for the County of Essex

Taxing District	Addendum - Equalized Value Based on In Lieu of Taxes (Col 10B)				
	(1) C.12 PL 1977 In Lieu of Tax	(2) NJ Housing Finance Agency	(3) Urban Renewal	(4) Other	(5) Total
01 Belleville Twp	0	0	0	0	0
02 Bloomfield Twp	0	0	0	0	0
03 Caldwell Twp	0	0	0	0	0
04 Cedar Grove Twp	0	0	0	0	0
05 East Orange City	0	0	0	0	0
06 Essex Fells Twp	0	0	0	0	0
07 Fairfield Twp	0	0	0	0	0
08 Glen Ridge	0	0	0	0	0
09 Irvington Twp	0	0	0	0	0
10 Livingston Twp	0	0	0	0	0
11 Maplewood Twp	0	0	0	0	0
12 Millburn Twp	0	0	0	0	0
13 Montclair Twp	0	0	0	0	0
14 Newark City	0	0	0	0	0
15 North Caldwell Twp	0	0	0	0	0
16 Nutley Twp	0	0	0	0	0
17 Orange City	0	0	0	0	0
18 Roseland	0	0	0	0	0
19 South Orange Village Twp	0	0	0	0	0
20 Verona Twp	0	0	0	0	0
21 West Caldwell Twp	0	0	0	0	0
22 West Orange Twp	0	0	0	0	0
Total					

2023 Abstract of Ratables for the County of Essex

Taxing District	Breakdown of General Tax Rate											
	County Tax	Library Tax	Health Service Tax	County Open Space Tax	District School Tax	Regional School Tax	Local School Tax	Municipal Purpose Tax	Municipal Open Space Tax	Municipal Library Tax	General Tax Rate	Effective Tax Rate
01 Belleville Twp	0.508	0.000	0.000	0.019	1.517	0.000	0.000	1.829	0.000	0.041	3.914	3.187
02 Bloomfield Twp	0.485	0.000	0.000	0.018	1.528	0.000	0.000	1.193	0.005	0.039	3.268	2.787
03 Caldwell Twp	0.529	0.000	0.000	0.019	0.000	1.612	0.000	0.889	0.010	0.043	3.102	2.399
04 Cedar Grove Twp *	0.496	0.000	0.000	0.018	1.468	0.000	0.000	* 0.509	0.000	0.039	2.530	2.115
05 East Orange City	0.428	0.000	0.000	0.016	0.642	0.000	0.000	2.037	0.010	0.035	3.168	3.032
06 Essex Fells Twp	0.447	0.000	0.000	0.016	0.751	0.383	0.000	0.571	0.000	0.000	2.168	2.004
07 Fairfield Twp	0.492	0.000	0.000	0.018	0.403	0.601	0.000	0.490	0.010	0.039	2.053	1.715
08 Glen Ridge	0.546	0.000	0.000	0.020	2.038	0.000	0.000	0.726	0.000	0.044	3.374	2.559
09 Irvington Twp	0.665	0.000	0.000	0.024	0.922	0.000	0.172	4.237	0.000	0.053	6.073	3.775
10 Livingston Twp	0.454	0.000	0.000	0.017	1.423	0.000	0.000	0.431	0.010	0.037	2.372	2.116
11 Maplewood Twp	0.532	0.000	0.000	0.019	2.051	0.000	0.000	0.961	0.010	0.043	3.616	2.811
12 Millburn Twp	0.454	0.000	0.000	0.017	0.998	0.000	0.000	0.451	0.000	0.036	1.956	1.777
13 Montclair Twp	0.572	0.000	0.000	0.021	1.805	0.000	0.110	0.826	0.000	0.046	3.380	2.447
14 Newark City	0.509	0.000	0.000	0.019	1.079	0.000	0.077	1.974	0.030	0.040	3.728	2.930
15 North Caldwell Twp	0.473	0.000	0.000	0.017	0.775	0.542	0.000	0.394	0.015	0.000	2.216	1.940
16 Nutley Twp	0.391	0.000	0.000	0.014	1.293	0.000	0.000	0.846	0.000	0.032	2.576	2.726
17 Orange City	0.379	0.000	0.000	0.014	0.591	0.000	0.000	2.683	0.030	0.030	3.727	4.057
18 Roseland	0.470	0.000	0.000	0.017	0.591	0.557	0.000	0.622	0.020	0.038	2.315	2.039
19 South Orange Village Twp	0.537	0.000	0.000	0.020	2.076	0.000	0.000	0.951	0.010	0.043	3.637	2.801
20 Verona Twp	0.520	0.000	0.000	0.019	1.731	0.000	0.000	0.730	0.020	0.042	3.062	2.437
21 West Caldwell Twp	0.503	0.000	0.000	0.018	1.493	0.000	0.000	0.647	0.000	0.040	2.701	2.225
22 West Orange Twp	0.530	0.000	0.000	0.019	2.821	0.000	0.000	1.175	0.010	0.043	4.598	3.588

\* EXCLUDES GARBAGE DISTRICT RATE 0.080

2023 Abstract of Ratables for the County of Essex

Taxing District	Addendum: State Aid Adjustment for BPP			Addendum: REAP Distribution Summary		
	County	School	Municipal	Eligible Property Assessments	R.E.A.P. Aid	Tax Rate Credit
01 Belleville Twp	0	0	0	0	0	0
02 Bloomfield Twp	0	0	0	0	0	0
03 Caldwell Twp	0	0	0	0	0	0
04 Cedar Grove Twp	0	0	0	0	0	0
05 East Orange City	0	126,414	0	0	0	0
06 Essex Fells Twp	0	0	0	0	0	0
07 Fairfield Twp	0	0	0	0	0	0
08 Glen Ridge	0	0	0	0	0	0
09 Irvington Twp	0	0	0	0	0	0
10 Livingston Twp	0	0	0	0	0	0
11 Maplewood Twp	0	0	0	0	0	0
12 Millburn Twp	0	0	0	0	0	0
13 Montclair Twp	0	0	0	0	0	0
14 Newark City	0	1,137,118	0	0	0	0
15 North Caldwell Twp	0	0	0	0	0	0
16 Nutley Twp	0	0	0	0	0	0
17 Orange City	0	0	0	0	0	0
18 Roseland	0	0	0	0	0	0
19 South Orange Village Twp	0	0	0	0	0	0
20 Verona Twp	0	0	0	0	0	0
21 West Caldwell Twp	0	0	0	0	0	0
22 West Orange Twp	0	0	0	0	0	0
Total		1,263,532				

**2023 SPECIAL TAXING DISTRICT TAX RATES**  
**(PER \$100.00 ASSESSED VALUATION)**

MUNICIPALITY	DISTRICT	ASSESSED VALUATION PER DISTRICT	TOTAL LEVY PER DISTRICT	SPECIAL DISTRICT TAX RATE
Bloomfield Township	SPECIAL IMP. DISTRICT 01	192,727,700	\$ 364,192.28	.189
Cedar Grove Township	GARBAGE DISTRICT	2,258,487,200	\$ 1,791,765.98	.080
Irvington Township	SPECIAL IMP. DISTRICT 01	121,858,550	\$ 295,728.00	.243
	SPECIAL IMP. DISTRICT 02	109,204,200	\$ 160,165.00	.147
Livingston Township	SPECIAL IMP. DISTRICT 01	1,115,756,100	\$ 176,105.78	.016
	SPECIAL IMP. DISTRICT 02	108,493,000	\$ 188,980.52	.175
Maplewood Township	SPECIAL IMP. DISTRICT 01	108,699,900	\$ 154,113.76	.142
	SPECIAL IMP. DISTRICT 02	64,011,900	\$ 96,614.00	.151
Millburn	SPECIAL IMP. DISTRICT 01	288,980,662	\$ 204,000.00	.071
Montclair Township	SPECIAL IMP. DISTRICT 01	414,467,900	\$ 1,018,290.00	.246
Newark City *	DOWNTOWN DISTRICT **	21,455,285	\$ 8,335,000.00	38.848
	IRONBOUND DISTRICT *	3,707,193	\$ 1,215,000.00	32.774
	MT. PROSPECT DISTRICT *	1,841,336	\$ 505,000.00	27.426
**	BERGEN, LYONS **	**	**	**
**	WEST WARD DISTRICT **	**	**	**
	BLOOMFIELD AVENUE *	1,232,113	\$ 448,000.00	36.361
South Orange Township	SPECIAL IMP. DISTRICT 01	256,351,760	\$ 161,501.61	.063
West Orange Township	SPECIAL IMP. DISTRICT 01	96,056,500	\$ 81,648.03	.085
	SPECIAL IMP. DISTRICT 02	39,448,100	\$ 30,375.04	.077
	SPECIAL IMP. DISTRICT 03	23,265,000	\$ 17,448.75	.075

\* Includes Allocation For Exempt Property

\*\* No Information Provided to Municipal Council for Approval


2023 Abstract of Ratables for the County of Essex


Total Amount of Miscellaneous Revenues (included Surplus Revenues Appropriated) for the Support of the County Budget .....	422,291,865.61
Rate per \$100 to be applied to Column 11 for apportionment of County Taxes .....	0.41416284
Total County Taxes Apportioned included Adjustments - Column 12Ai .....	447,679,141.82
* Adjustments (Net Total (Column 12Aii)) .....	4,007,715.52
Net County Taxes Apportioned (Column 12Aiii) .....	443,671,426.30
* Net Overpayments are added to the Net Taxes Apportioned Net Underpayments are deducted from the Net Taxes Apportioned	
Rate per \$100 to be applied to Column 11 for apportionment of Library Taxes .....	0.00000000
Rate per \$100 to be applied to Column 11 for apportionment of Health Taxes .....	0.00000000
Rate per \$100 to be applied to Column 11 for apportionment of Open Space Taxes .....	0.01512918


County Percentage Level of Taxable Value of Real Property is 100%


Certification Date: November 13, 2023


Essex County Board of Taxation

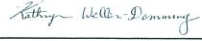
  
James R. Matarazzo, Jr., President

  
Joseph A. DeFuria, Esq.

  
Ian R. Grodman, Esq.

  
Everett M. Johnson, Esq.

  
Mary Devon O'Brien

  
Kathryn Weller-Demming



ATTEST: \_\_\_\_\_  
Joan Codey Durkin, Tax Administrator



I hereby certify this to be a true copy of the Abstract of Ratables and Exemptions for the County of Essex, State of New Jersey for the year 2023 as filed with me by the Essex County Board of Taxation

# 2023

## ESSEX COUNTY TAX ASSESSORS

<u>TAXING DISTRICT</u>	<u>ASSESSOR</u>	<u>P.O. ADDRESS</u>	<u>DAYS IN OFFICE</u>	<u>PHONE #</u>
Belleville Twp	Kevin Esposito	152 Washington Ave., Belleville, NJ 07109	M/T/TH/F	973-450-3304
Bloomfield Twp	Justin Lamicella	Municipal Plaza, Bloomfield, NJ 07003	W/TH 9-5	973-680-4021
Caldwell	George F. Librizzi	1 Provost Square, Caldwell, NJ 07006	T-5pm-6pm	973-226-6349
Cedar Grove Twp	Richard Hamilton, Jr.	525 Pompton Ave., Cedar Grove, NJ 07009	T/W/F	973-239-1410
East Orange City	Tina Sakajani	44 City Hall Plaza, East Orange, NJ 07019	M-F	973-266-5105
Essex Fells Boro	Kevin Esposito	P. O. Box 38, Essex Fells, NJ 07021	T-3:30-5:30pm	973-226-3400
Fairfield Twp	Chris Murray	230 Fairfield Rd., Fairfield, NJ 07004	W-12:30-5pm	973-882-2717
Glen Ridge Boro	George F. Librizzi	P.O. Box 66, Glen Ridge, NJ 07028	W- 5pm.-6pm	973-748-8400
Irvington Twp	Silvia Forbes	Civic Square, Irvington, NJ 07111	M-F	973-399-6684
Livingston Twp	Lidia Dumytsch	357 Livingston Ave., Livingston, NJ 07039	M-F	973-535-7978
Maplewood Twp	Thomas DeKorte	574 Valley St., Maplewood, NJ 07040	M-F	973-762-3433
Millburn Twp	Jason Cohen	375 Millburn Ave., Millburn, NJ 07041	M/T/TH/F	973-564-7080
Montclair Twp	George F. Librizzi	205 Claremont Ave., Montclair, NJ 07042	M-F	973-509-4920
Newark City	Aaron Wilson	920 Broad St., Newark, NJ 07102	M-F	973-733-3950
North Caldwell Boro	George F. Librizzi	Gould Ave., North Caldwell, NJ 07006	W-5pm-6pm	973-228-6417
Nutley Twp	Edmund B. Brown	1 Kennedy Dr., Nutley, NJ 07110	M/T/TH	973-284-4956
Orange City	Chris Murray	29 No. Day St., Orange, NJ 07050	M-F	973-266-4008
Roseland Boro	Kevin Esposito	19 Harrison Ave., Roseland, NJ 07068	F-11:30-2:30pm	973-226-8080
South Orange Twp	Ellen Foye Malgieri	101 So. Orange Ave., South Orange, NJ 07009	M-F	973-378-7729
Verona Twp	George F. Librizzi	880 Bloomfield Ave., Verona, NJ 07044	TH-5pm-6pm	973-857-4837
West Caldwell Twp	Richard Hamilton, Jr.	30 Clinton Road, West Caldwell, NJ 07006	M/TH	973-226-2303
West Orange Twp	Jacob Nieman	66 Main St., West Orange, NJ 07052	M-F	973-325-4060